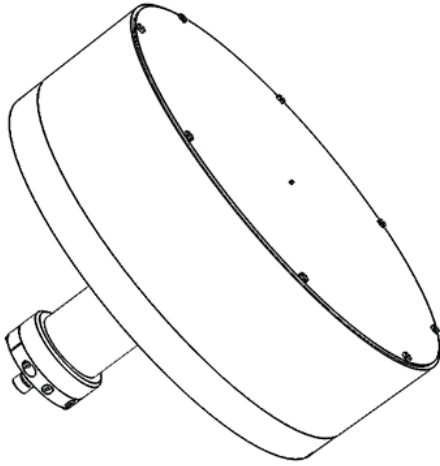


#### QMS-00315

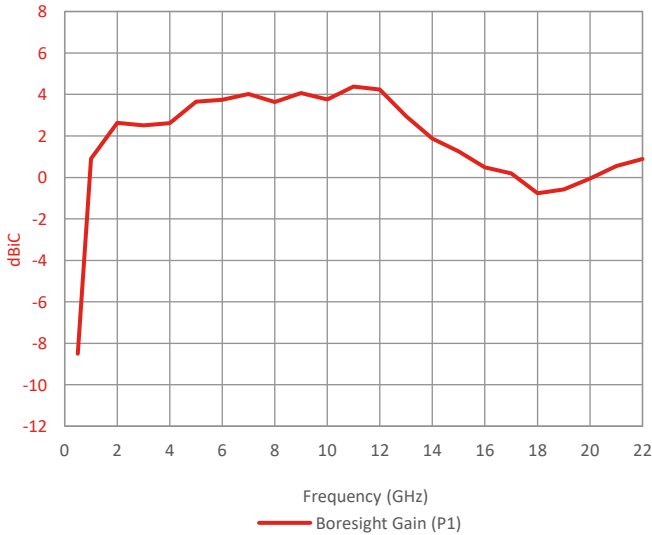


#### Typical Specification

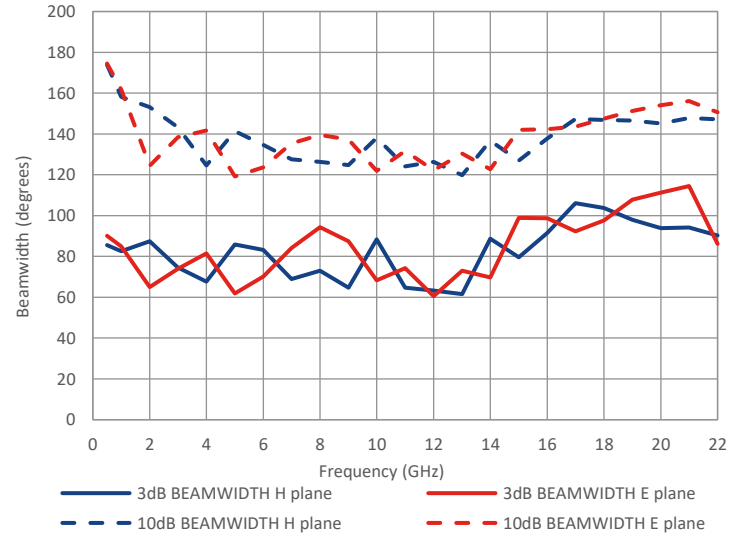
<b>Frequency</b>	0.5 to 22 GHz
<b>Connector</b>	SMA Female
<b>VSWR</b>	Typically < 1.5:1 above 0.8 GHz
<b>Gain</b>	-8.5 to 4.4 dBi
<b>Axial Ratio</b>	0 to 7.4 dB
<b>3 dB Beamwidth</b>	60.5 to 114.5 degrees
<b>10 dB Beamwidth</b>	119.2 to 174.5 degrees
<b>Power</b>	2W CW Typical
<b>Size &amp; Weight</b>	Ø 151.4mm x 117mm (D x H), 0.6 kg
<b>Mounting</b>	4 x M5 (8.2mm deep) on Ø 137mm PCD
<b>Environmental</b>	MIL-STD-810F Shock (15G, 15ms Terminal Peak Sawtooth) MIL-HDBK-216A Storage Temperature -40°C to +70°C

Please contact Steatite Antennas for a full interface control drawing.

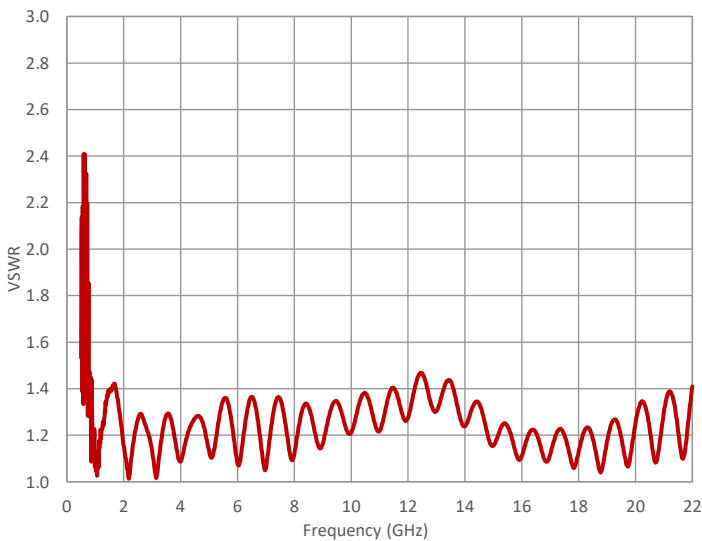
#### Typical Gain



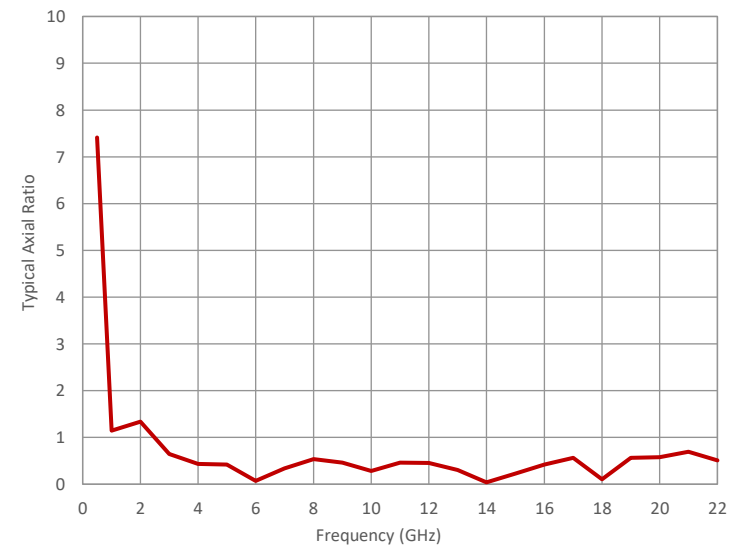
#### Typical Beamwidth



#### Typical VSWR



#### Typical Axial Ratio



Steatite Antennas reserve the right to change and/or update this specification whereby it is deemed that this would improve either the production and/or performance specification of this part. Information herein should not be disclosed to a third party without the prior written consent of Steatite Antennas.

BP 12/06/2024 4863

