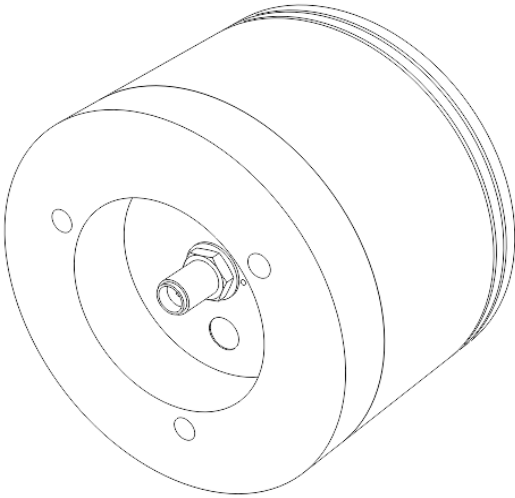


1 - 18 GHz Right hand Circularly Polarised Spiral Antenna fitted with an SMA type Connector

QMS-00458

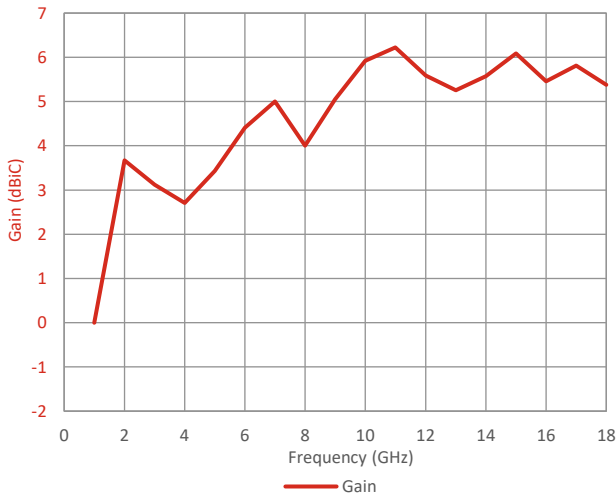


Please contact Steatite Antennas for a full interface control drawing.

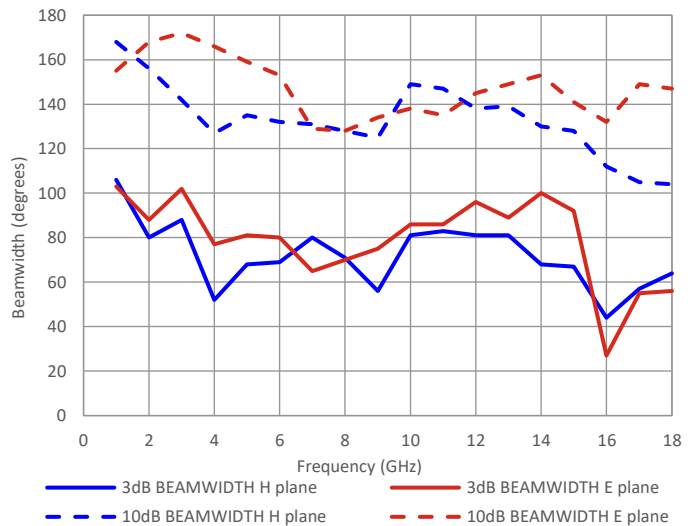
Typical Specification

Frequency	1 to 18 GHz
Connector	SMA Female
VSWR	Typically <2.4:1 (3:1 max)
Gain	0 to 6.2 dBic
Axial Ratio	0.3 to 2.4 dB
3 dB Beamwidth	27 to 106 degrees
10 dB Beamwidth	104 to 172 degrees
Power	2W CW
Size & Weight	Ø68 mm x 47.8 mm long, 150g Nominal
Mounting	3 holes, tapped M5, 45.7 mm p.c.d.
Environmental	Vibration: MIL-STD-167-1A & DO160F, Figure 8-3, curve M (Fixed-wing aircraft with reciprocating or Turbo propeller engines) Shock: 15g, 20ms 1/2 sine & DO160F operational shock (6g, 11ms TPS)

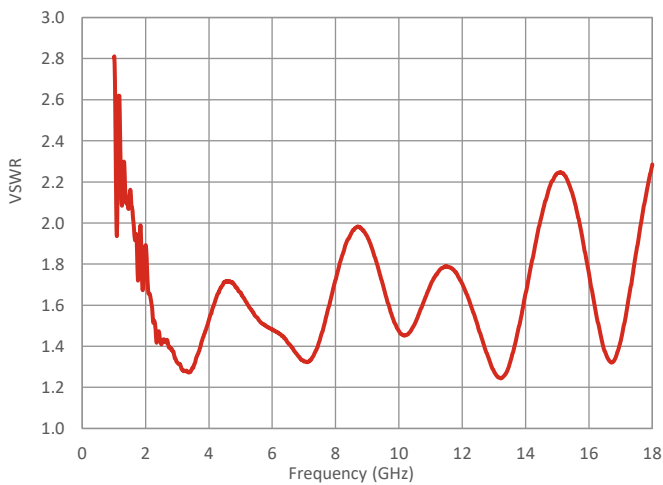
Typical Gain



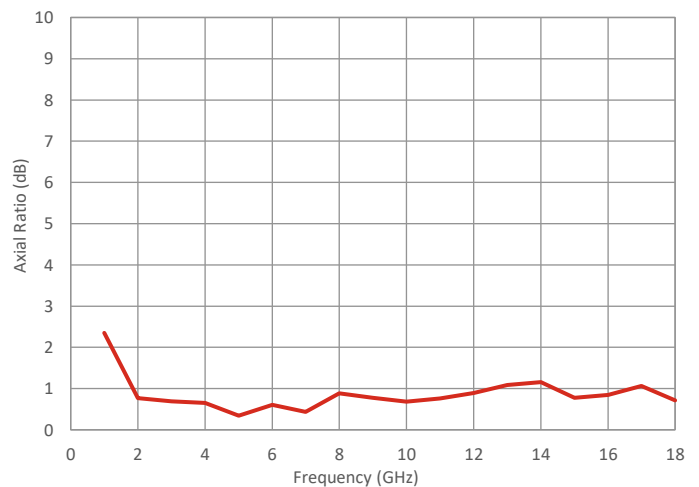
Typical Beamwidth



Typical VSWR



Typical Axial Ratio



Steatite Antennas reserve the right to change and/or update this specification whereby it is deemed that this would improve either the production and/or performance specification of this part. Information herein should not be disclosed to a third party without the prior written consent of Steatite Antennas.

