




# 0.9 m Aluminium Reflector & 6.5 - 18 GHz Wideband Feed fitted with an N type Connector and Radome

Catalogue number **QSR-900-A-337 & QWF-SL-6.5-18-N-R**

Q-par reference **QMS-00358**

Contents **Summary**  
**Typical Gain / Antenna Factor**  
**Typical Beamwidth / Patterns**  
**VSWR**

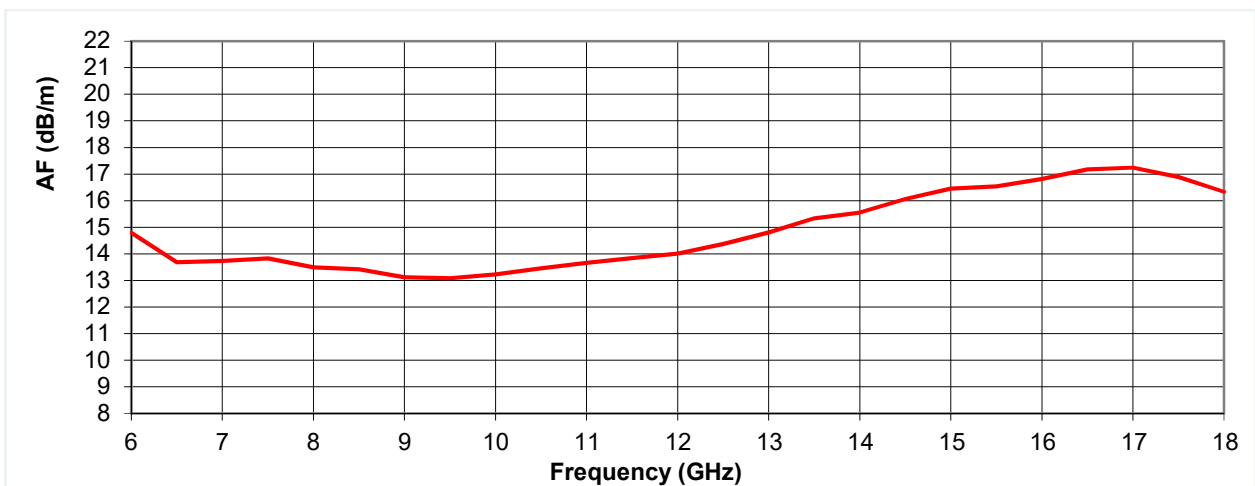
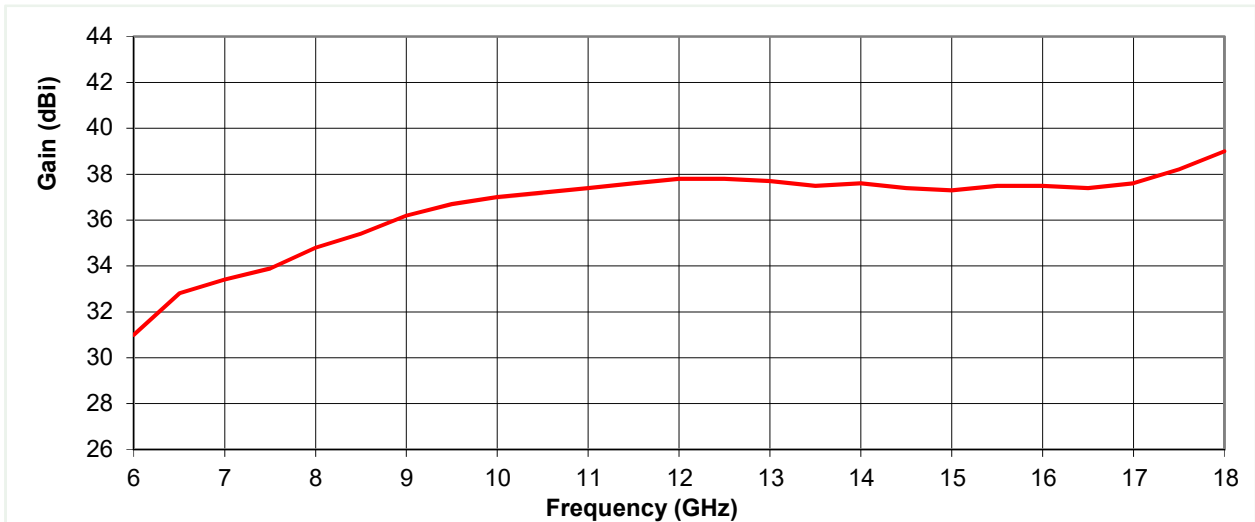


## Typical Specification

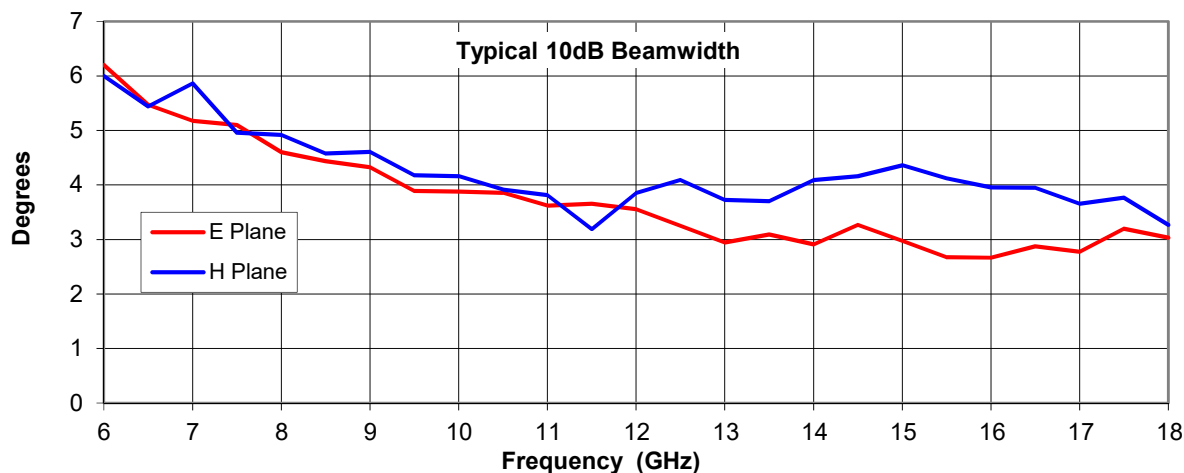
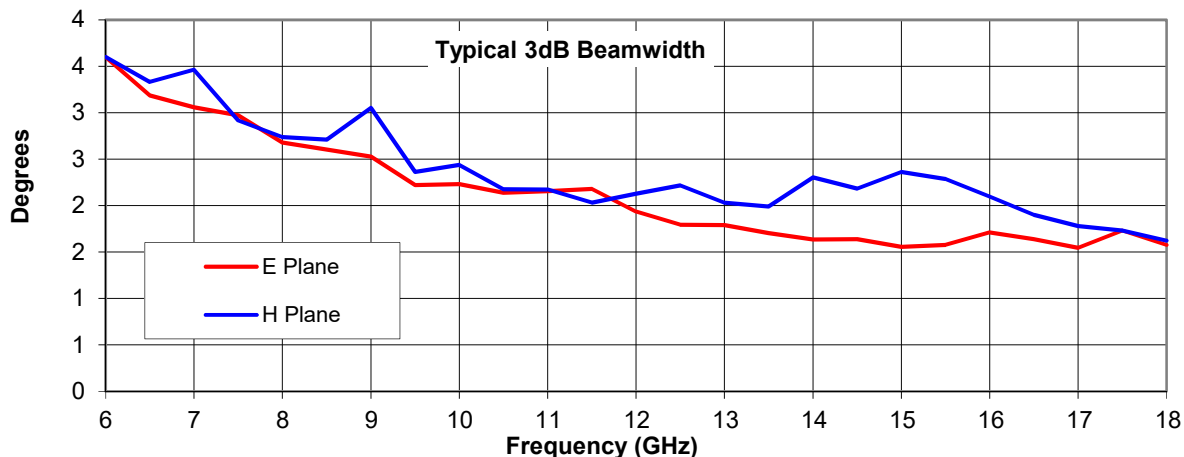
<b>Frequency</b>	6.5 to 18 GHz
<b>Connector Type</b>	N type jack
<b>Power Handling</b>	300 Watt c.w. (at 12 GHz)
<b>VSWR</b>	Typically < 2.0:1
<b>Gain</b>	32.8 to 39 dBi
<b>Antenna Factor</b>	13.1 to 17.2 dB/m
<b>3dB Beamwidth</b>	2 to 3 degrees
<b>10dB Beamwidth</b>	3 to 6 degrees
<b>Weight</b>	7.8 kg nominal
<b>Maximum Size</b>	Reflector diameter 930 mm
<b>Mounting</b>	8 holes, tapped M6, 125 mm pitch circle diameter
<b>Construction</b>	Aluminium reflector, powdercoat finish. Copper horn with aluminium transition and plastic radome feed, painted.

## Typical Antenna Gain / Factor

This is calculated by reference to standard gain horn antennas, and cross checked with reference to the antenna beamwidth, with an estimated error of +/- 0.8dB.



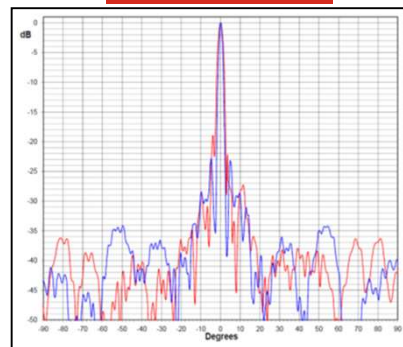
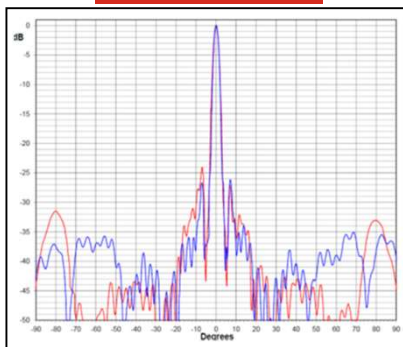
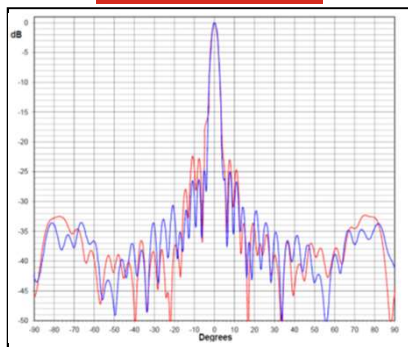
## Typical Beamwidth / Radiation Patterns



6.5 GHz

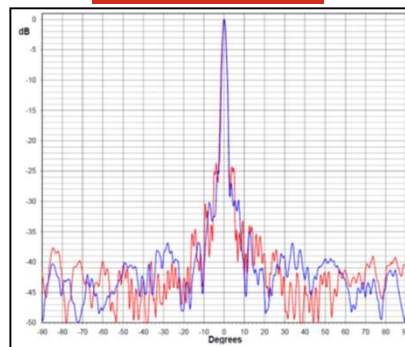
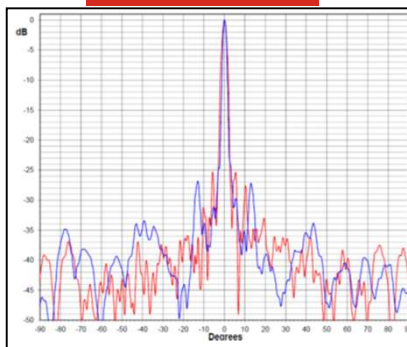
10 GHz

14 GHz



16 GHz

18 GHz



Red trace = E-plane, Blue trace = H-plane cut

