



0.5 - 2 GHz Linearly Polarised Wideband Ridged Horn Antenna fitted with an N type Connector

Catalogue number **QWH-SL-0.5-2-N-SG**

Q-par reference **QMS-00054/55**

Contents: **Summary**
Typical Antenna Gain / Factor
Typical Beamwidth / Patterns
VSWR



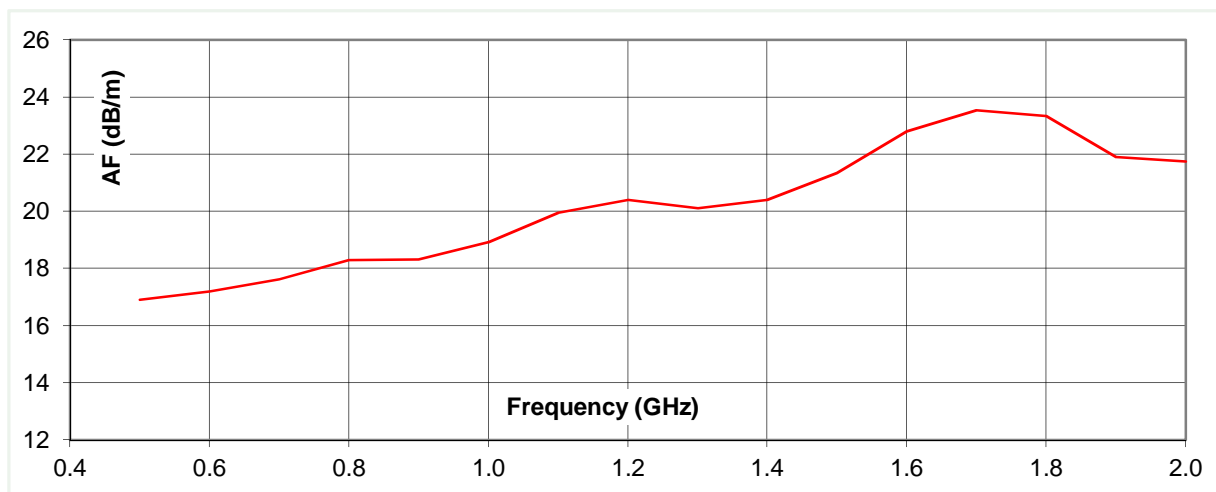
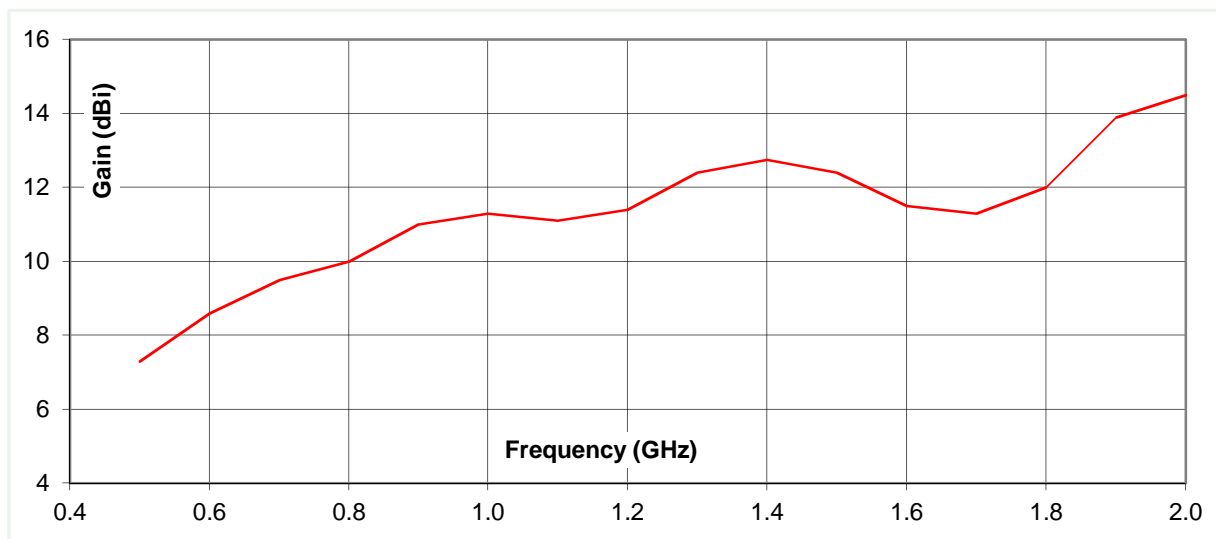
Typical photograph. Finish according to customer specifications.

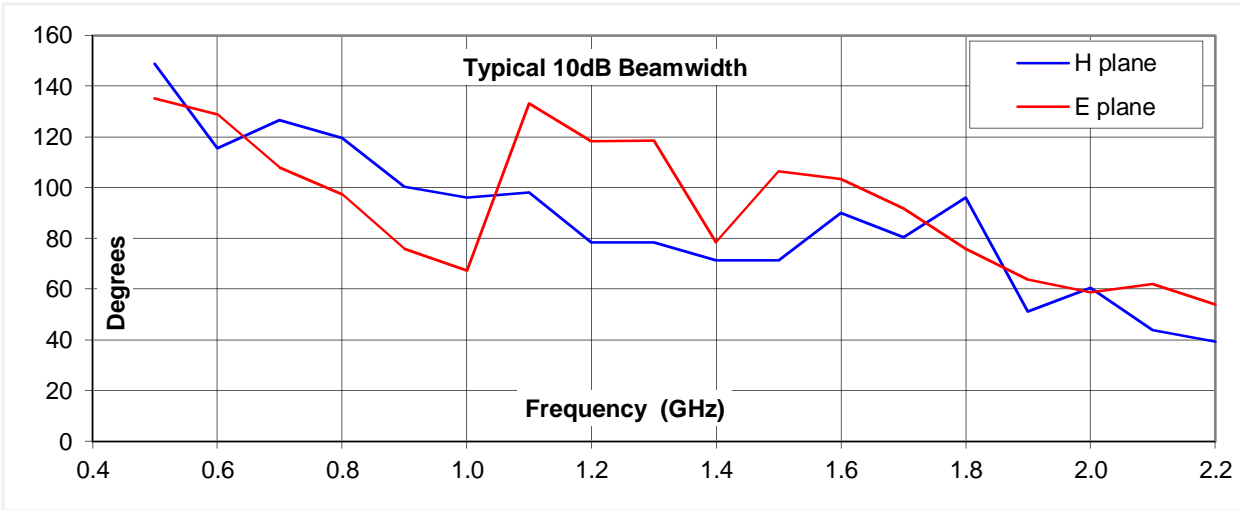
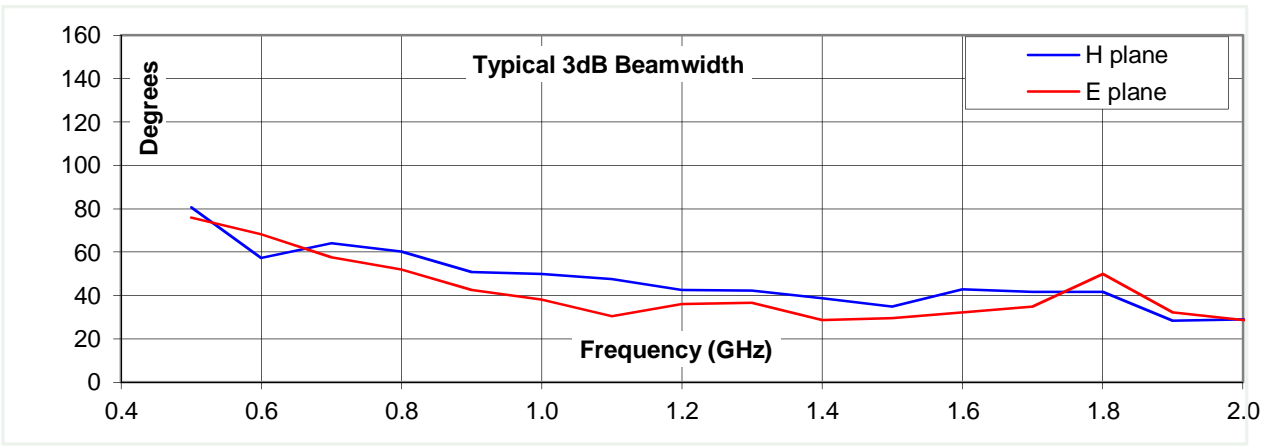
Typical Specification

Frequency	0.5 to 2 GHz
Connector type	N type jack
Power Handling	250 Watt c.w.
VSWR	< 1.8:1 over 95% band; <2.8:1 @ 0.5GHz
Gain	7.4 to 14.5 dBi
Antenna Factor	16.9 to 23.5 dB/m
3dB Beamwidth	72.4 to 23.8 degrees
10dB Beamwidth	132 to 44.3 degrees
Weight	9.74 kg
Maximum size	404 mm x 404 mm external aperture x 570 mm long
Mounting	Mounting spigot on 2 sides at centre of gravity. Both tapped M10 x 16 deep
Construction	Welded aluminium. Powdercoat finish.

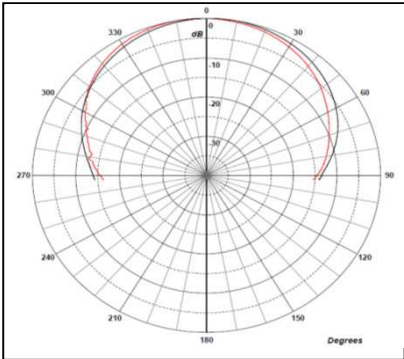
Typical Antenna Gain / Factor

This is calculated by reference to standard gain horn antennas, and cross checked with reference to the antenna beamwidth, with an estimated error of +/- 0.8dB.

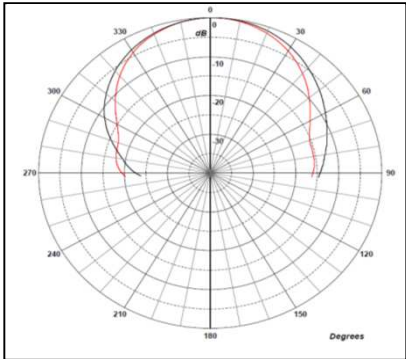




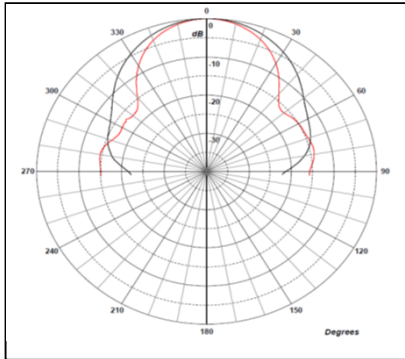
0.5 GHz



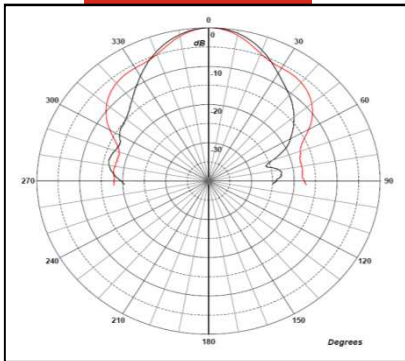
0.8 GHz



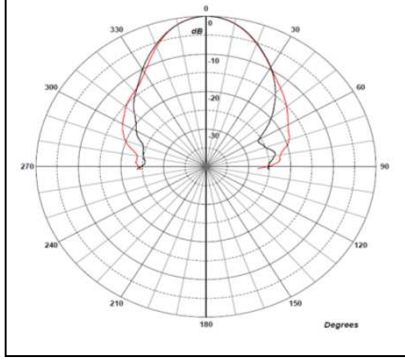
1 GHz



1.5 GHz



2 GHz



* Red trace = E-plane, Black trace = H-plane cut

