



# 1.8 m Reflector Antenna

## 1 to 2 GHz

### Wideband Feed

Reflector catalogue number: **QSR-1800-A-755 & QWF-SL-1-2-N**

Q-par reference: **QMS-00406**

Contents: **Summary**  
**Typical Antenna Gain**  
**Typical Beamwidth / Patterns**  
**VSWR**

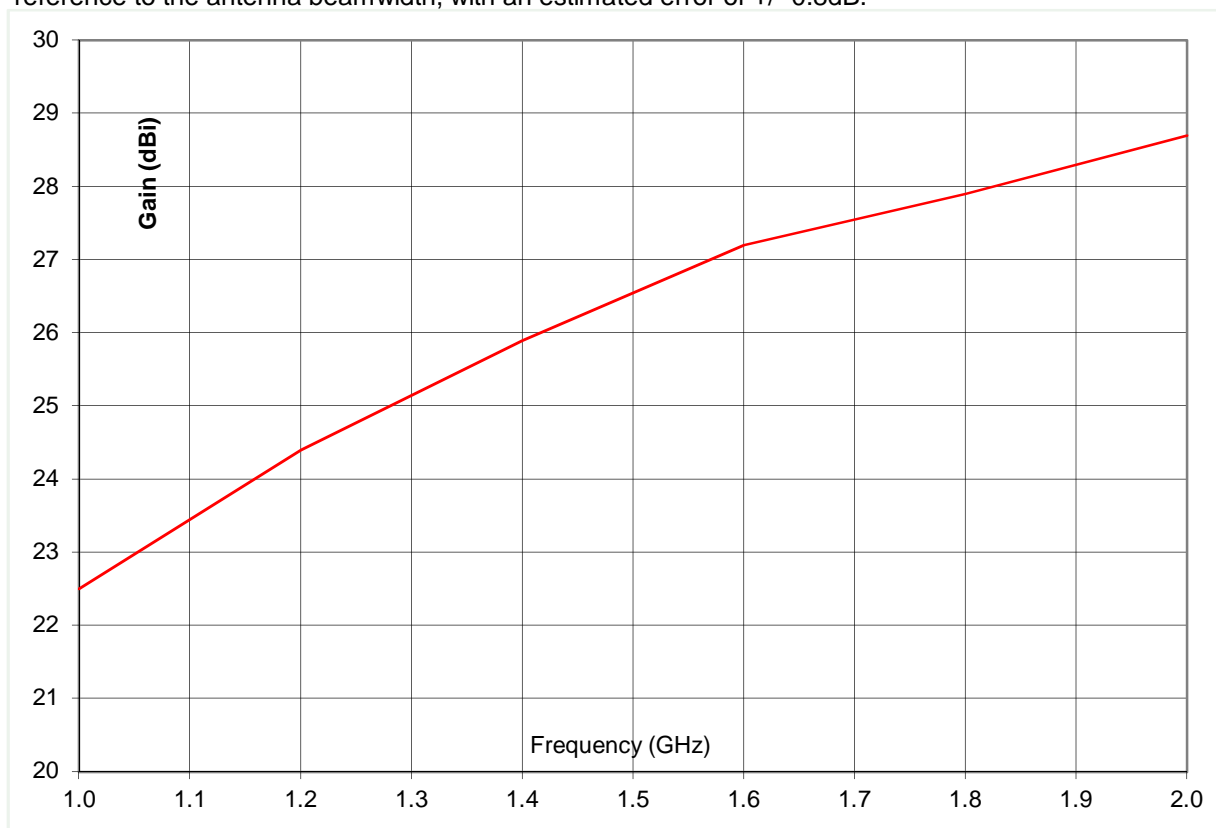


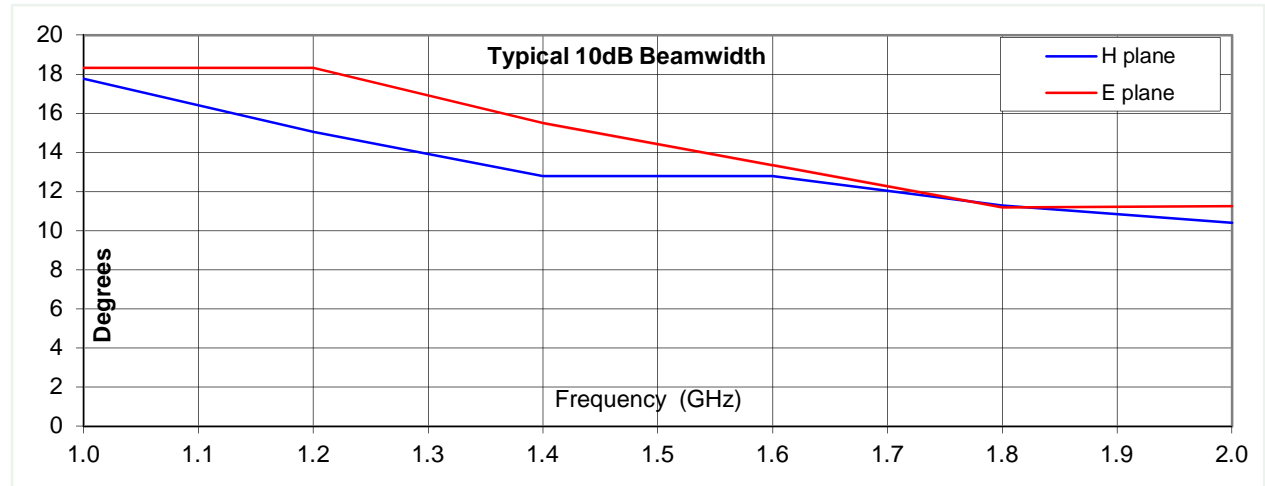
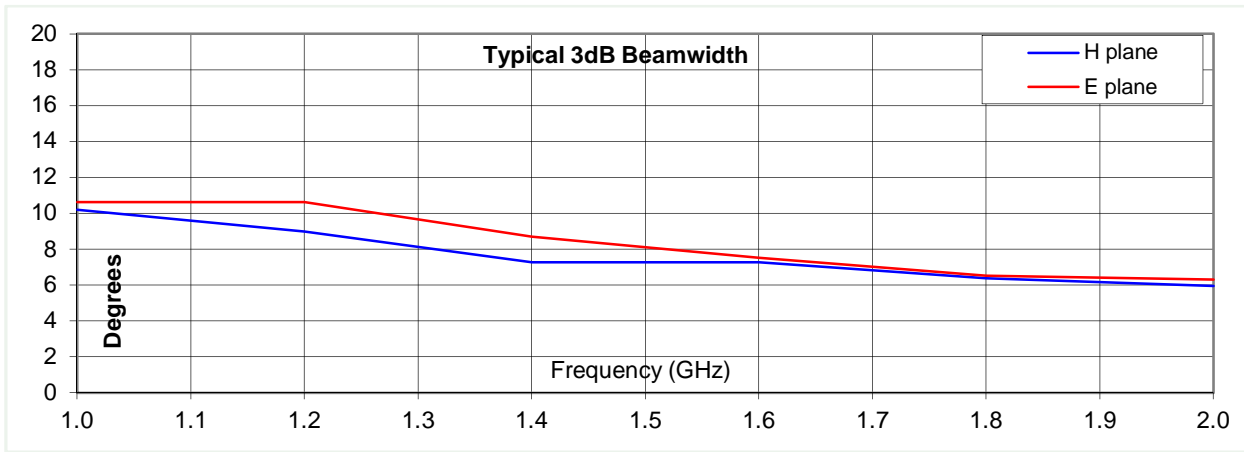
## Typical Specification

<b>Frequency</b>	1 to 2 GHz
<b>Connector type</b>	N type jack
<b>Power Handling</b>	500 Watt c.w.
<b>VSWR</b>	< 2.0:1
<b>Gain</b>	22.5 to 28.7 dBi
<b>3dB Beamwidth</b>	6 to 11 degrees
<b>10dB Beamwidth</b>	10 to 18 degrees
<b>Weight</b>	25 kg nominal
<b>Focal Length</b>	755 mm
<b>F/D</b>	0.42
<b>Size- max.</b>	Reflector diameter 1860 mm max
<b>Mounting</b>	Mount ring with 4 holes, tapped M10, 600 mm p.c.d.
<b>Construction</b>	Spun aluminium reflector, powdercoat finish. Composite aluminium plastic feed, painted.

## Typical Antenna Gain

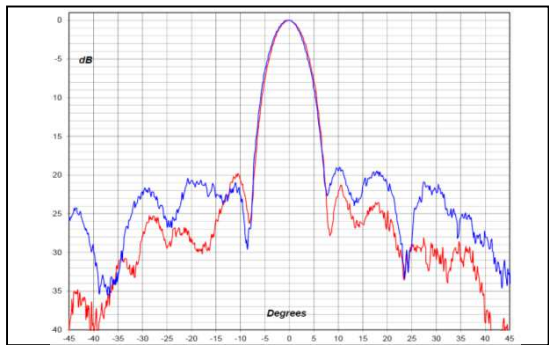
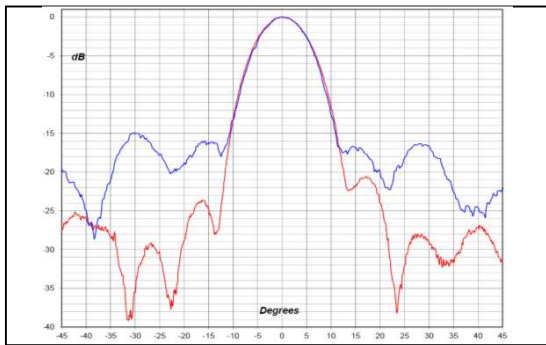
This is calculated by reference to standard gain horn antennas, and cross checked with reference to the antenna beamwidth, with an estimated error of +/- 0.8dB.



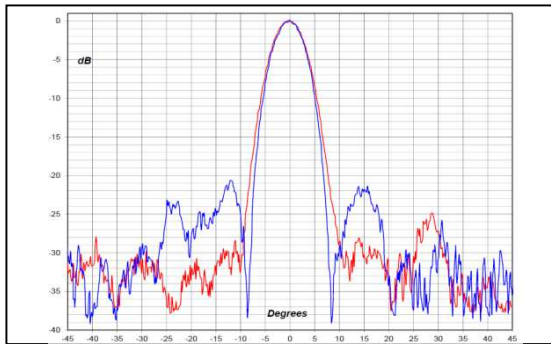


1 GHz

1.5 GHz



2 GHz



Red trace = E-plane, Blue trace = H-plane cut

