



Ultra-Wideband Omni-directional Antenna

0.8 to 40 GHz

Catalogue number: **QOM-SL-0.8-40-K-SG-L**

Q-par reference: **QMS-00017**

Contents: **Summary**
Typical Antenna Gain
Typical Return Loss
Typical Radiation Patterns



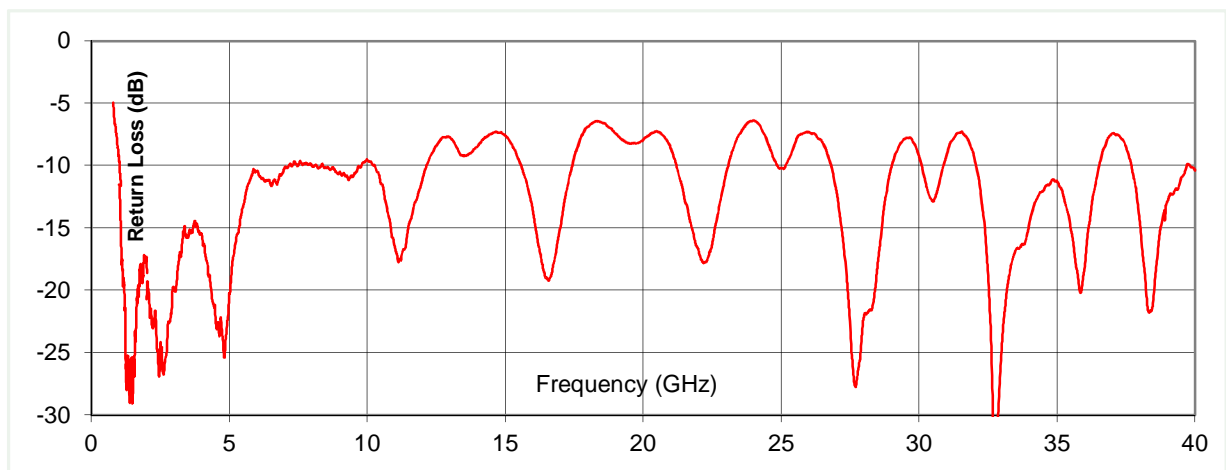
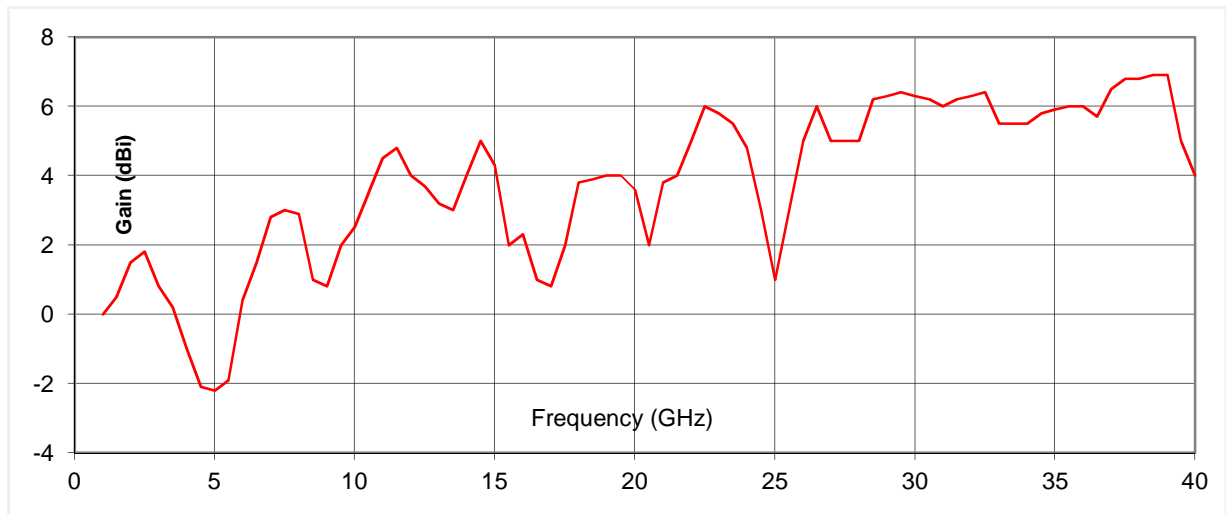
Typical Specification

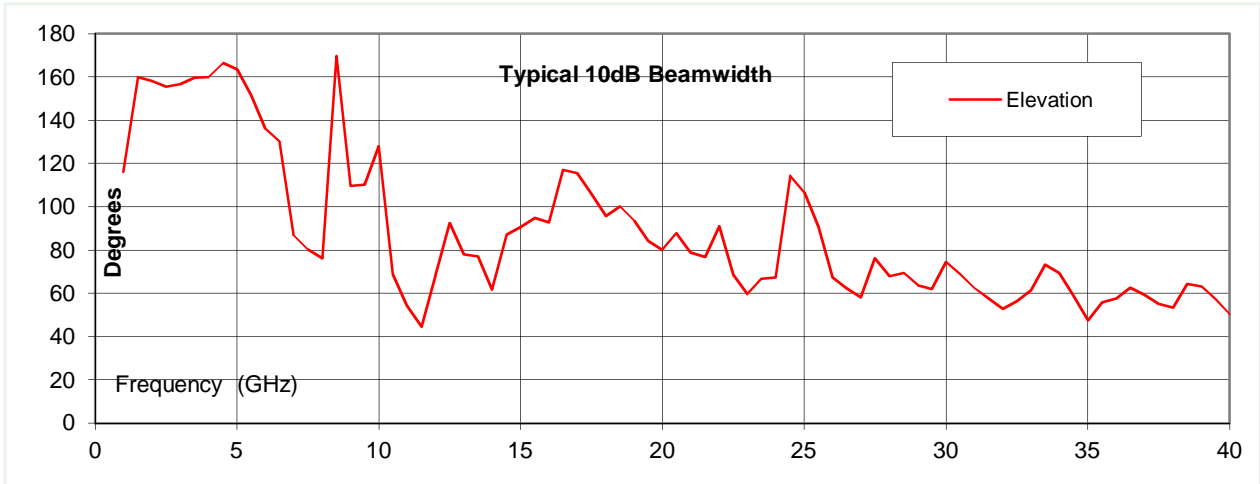
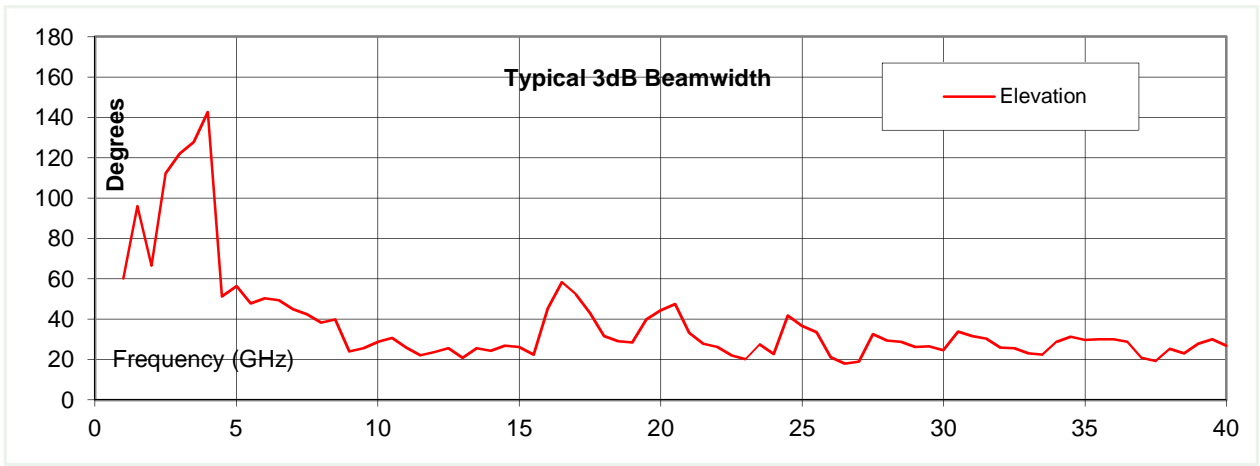
Frequency	0.8 to 40 GHz
Connector type	K type (2.9mm) jack
Power Handling	40 Watt c.w.
VSWR	< 3.2:1 max , typically < 2.5:1
Gain	-2.2 to 6.9 dBi for 1 to 40 GHz
Azimuth Ripple	Typically < +/- 1dB on horizon
3dB Beamwidth	20 to 140 degrees
10dB Beamwidth	45 to 170 degrees
Weight	860 g (with bracket)
Size- max.	100 mm dia. x 108 mm long inc. connector (minus bracket)
Mounting	Pole mounting bracket. To suit pole up to 28 mm diameter.
Construction	Composite aluminium / plastic, painted. PTFE radome

Note: cable may influence antenna performance at low frequencies

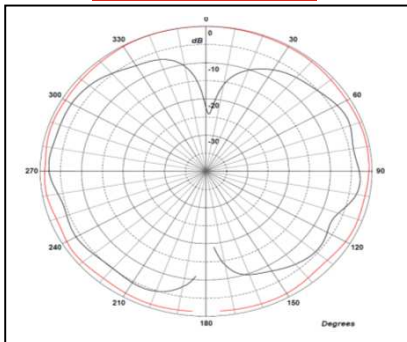
Typical Antenna Gain on Horizon / Return Loss

This is calculated by reference to standard gain horn antennas, and cross checked with reference to the antenna beamwidth, with an estimated error of +/- 0.8dB.

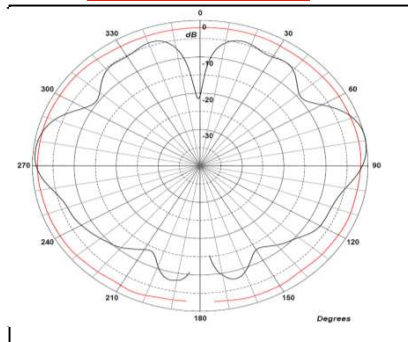




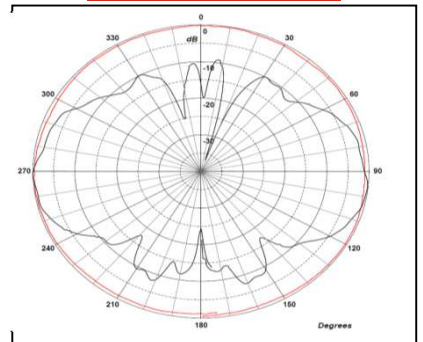
1.5 GHz



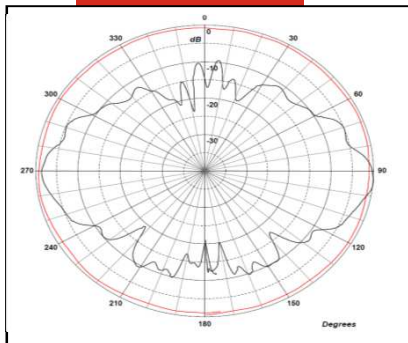
10 GHz



20 GHz



30 GHz



40 GHz

