

ANT#1E 3 m Reflector Antenna

0.5 to 1 GHz

Wideband feed

Reflector catalogue number: **QSR3000-1207**

Feed catalogue number: **WBF0.5-2N**

Q-par reference: **Job 13890A**

Contents: **Summary**
Typical Antenna Gain
Typical Beamwidth
VSWR
Radiation Patterns



KG 12/12/2013 0361

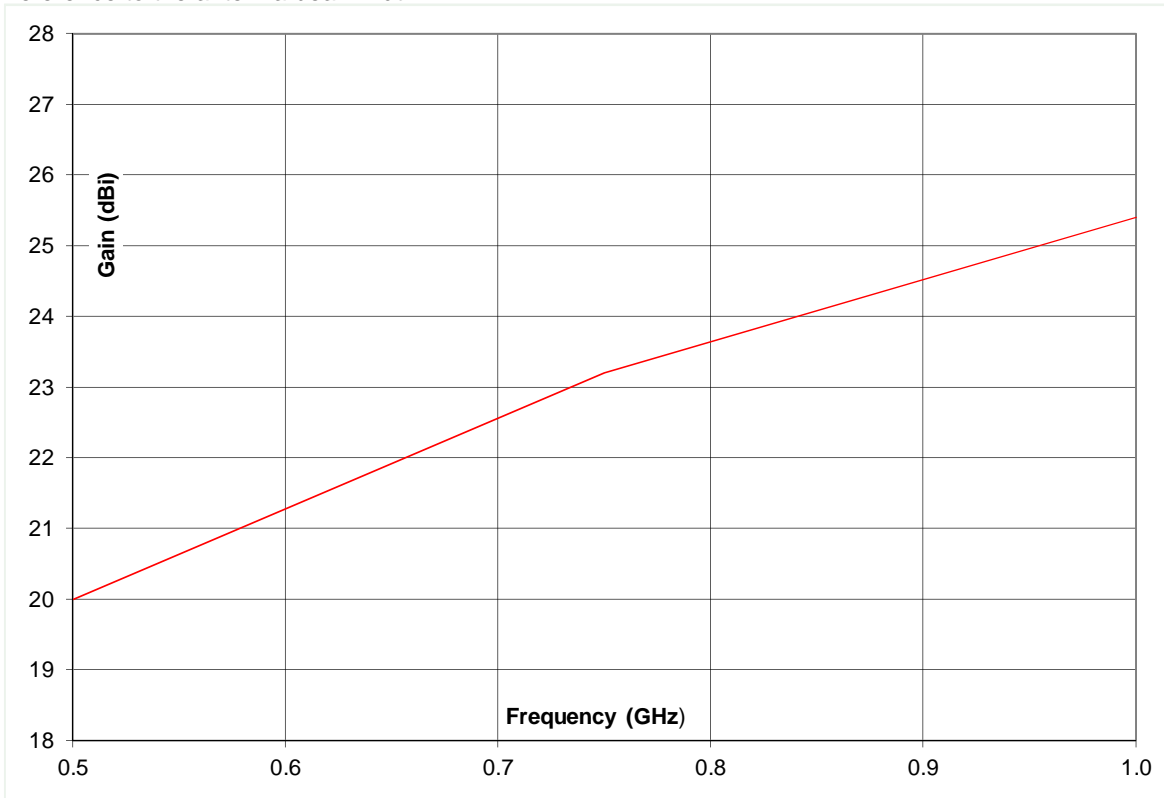
Test Report

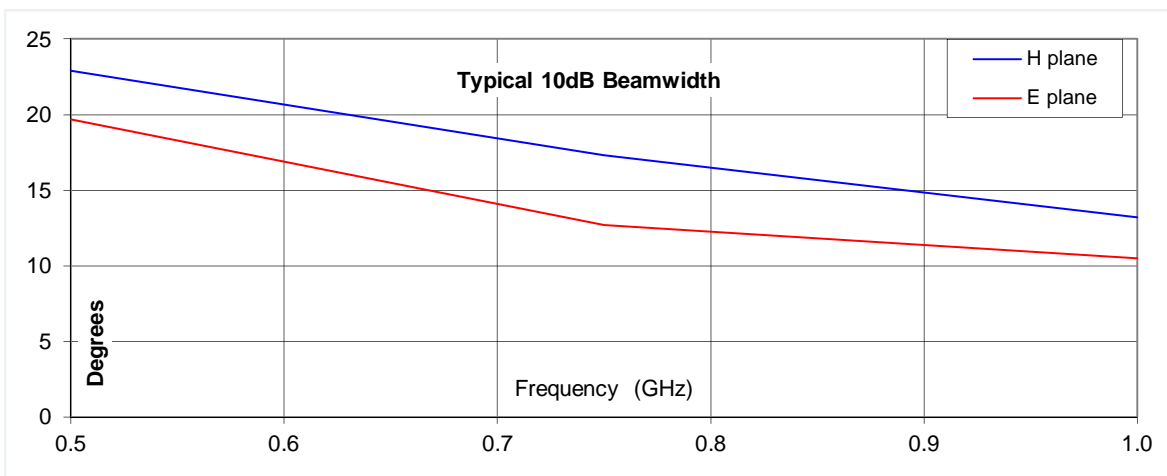
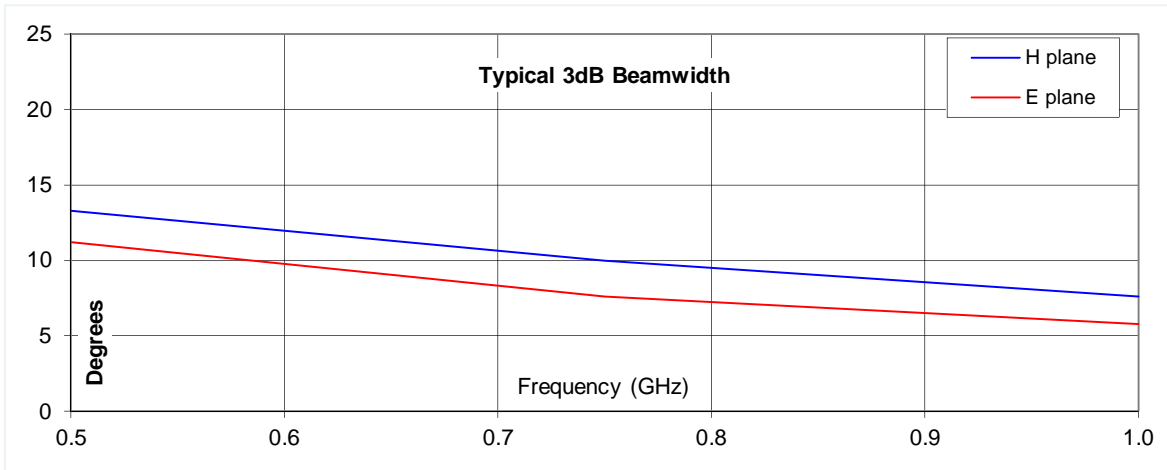
Typical Specification

Frequency	0.5 to 1 GHz
Connector type	N type jack
Power Handling	500 Watt c.w.
VSWR	Typically < 2.0:1 2.4:1 max.
Gain	20.8 to 26.2 dBi
3dB Beamwidth	5.8 to 13.3 degrees
10dB Beamwidth	10.5 to 23 degrees
Weight	150 kg nominal
Focal Length	1207 mm
F/D	0.40
Size- max.	Reflector diameter 3135 mm max
Mounting	1400 mm mount channel
Construction	Spun aluminium reflector with aluminium legs. Powdercoat finish. Composite feed, painted. Anodised aluminium polariser.

Minimum Antenna Gain

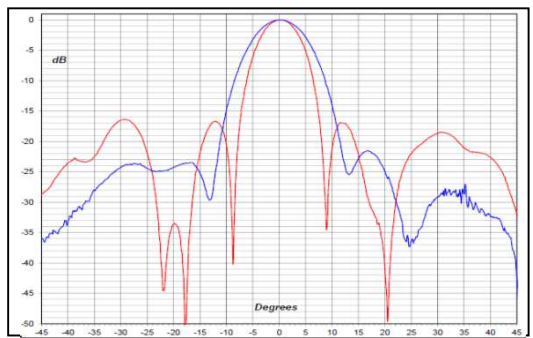
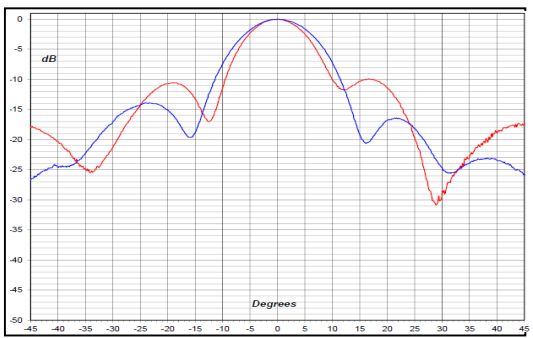
This is calculated by reference to standard gain horn antennas, and cross checked with reference to the antenna beamwidth.



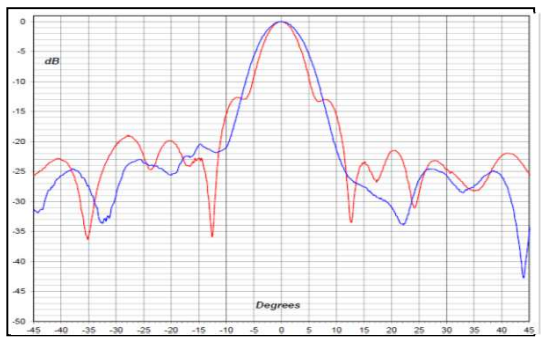


0.5 GHz

0.75 GHz



1.0 GHz



A. Wood

Red trace = E-plane, Blue trace = H-plane cut