

1.4 m Reflector Antenna

0.5 to 2 GHz

Wideband feed

Reflector catalogue number: **QSR-1400-A-546**

Feed catalogue number: **QWF-SL-0.5-2-N**

Q-par reference: **QMS-00406**

Contents: **Summary**
Typical Antenna Gain
Typical Beamwidth / Patterns
VSWR



Test Report

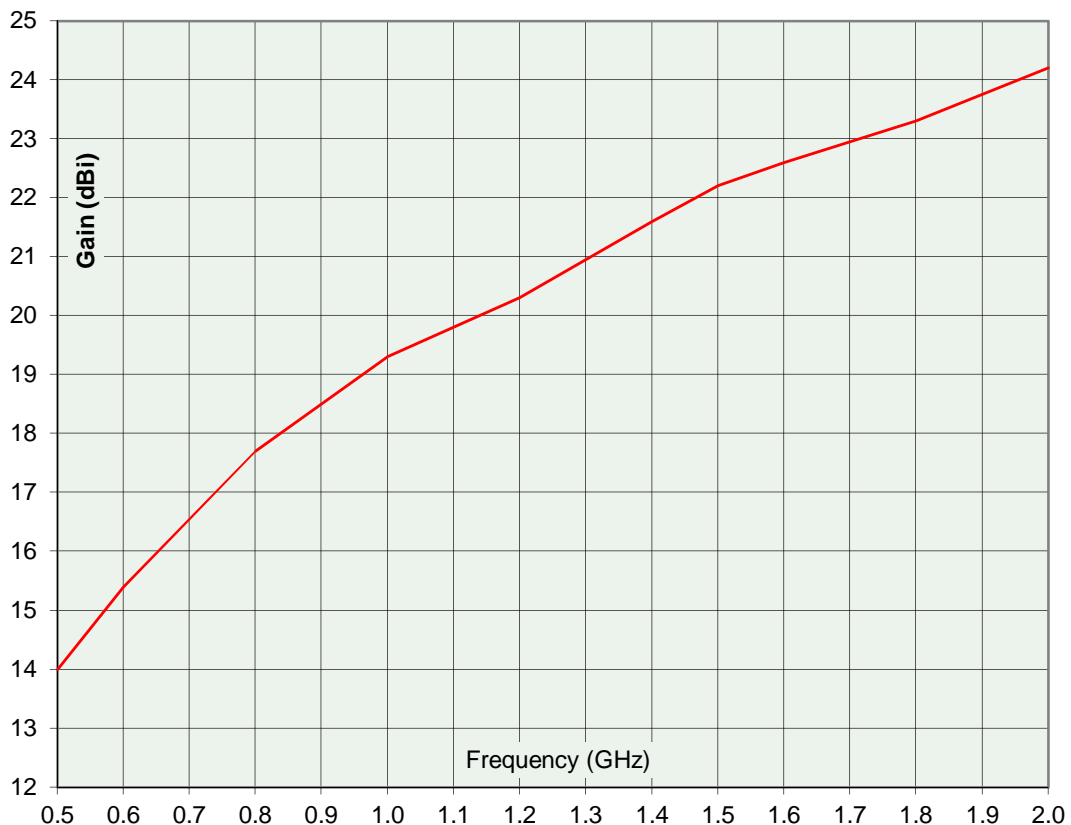
KG 26/09/2013 6980

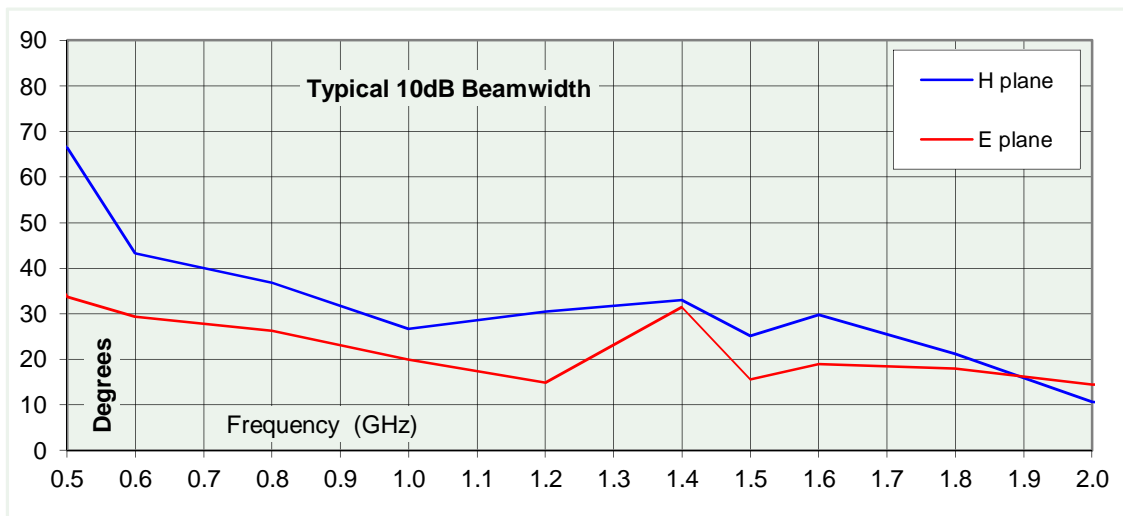
Typical Specification

Frequency	0.5 to 2 GHz
Connector type	N type jack
Power Handling	400 Watt c.w.
VSWR	Typically < 2.5:1, 3:1 max.
Gain	14 to 24.2 dBi
3dB Beamwidth	6 to 35 degrees
10dB Beamwidth	11 to 66 degrees
Weight	17.7 kg nom.
Focal Length	546 mm
F/D	0.39
Size- max.	Reflector diameter 1455 mm max
Mounting	8 holes, tapped M6, 125 mm p.c.d.
Construction	Spun aluminium reflector, powdercoat finish. Composite aluminium and plastic feed, painted.

Typical Antenna Gain

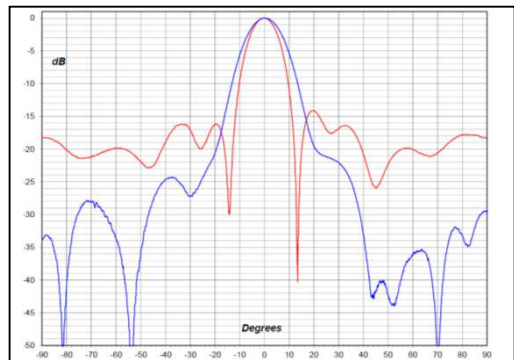
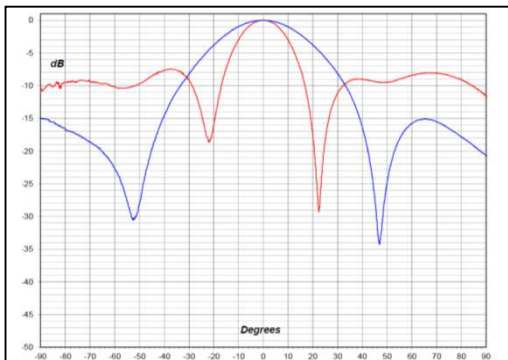
This is calculated by reference to standard gain horn antennas, and cross checked with reference to the antenna beamwidth, with an estimated error of +/- 0.8dB.



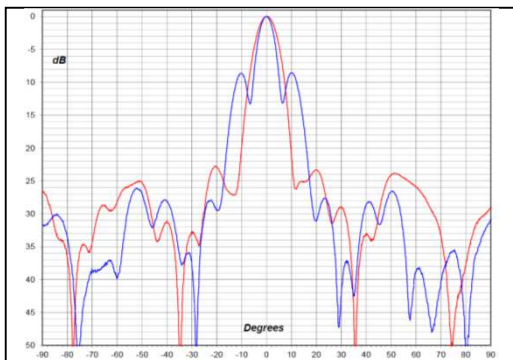


0.5 GHz

1.0 GHz



2.0 GHz



* Red trace = E-plane, Blue trace = H-plane cut