

2 - 18 GHz Right-hand Circularly Polarised Spiral Antenna fitted with an SMA type Connector and Radome

Catalogue number **QSP-RC-2-18-S-SG-R**

Q-par reference **QMS-00760**

Contents **Summary**
Typical Gain / Axial Ratio
Typical Beamwidth / Patterns
VSWR

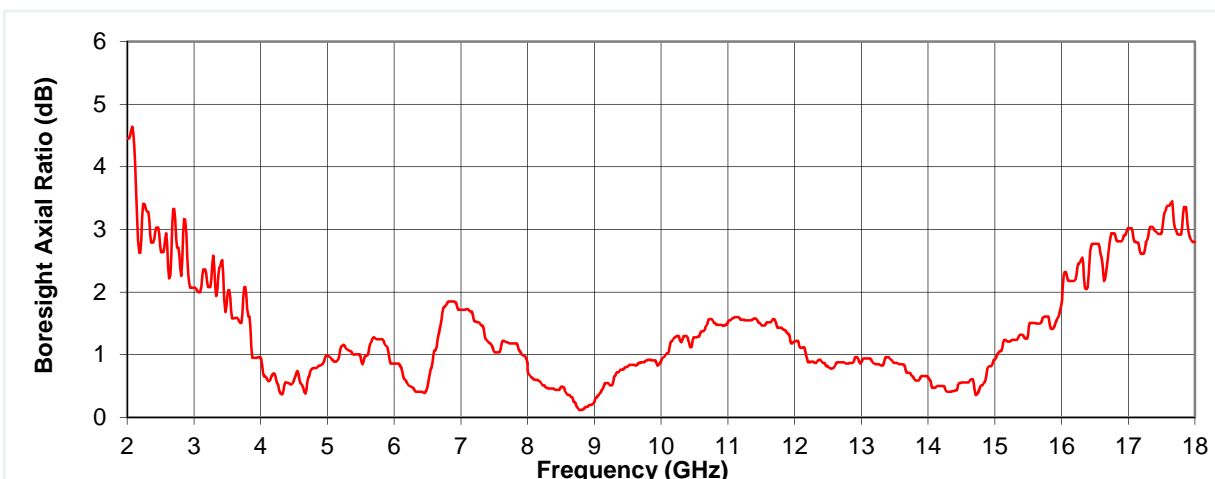
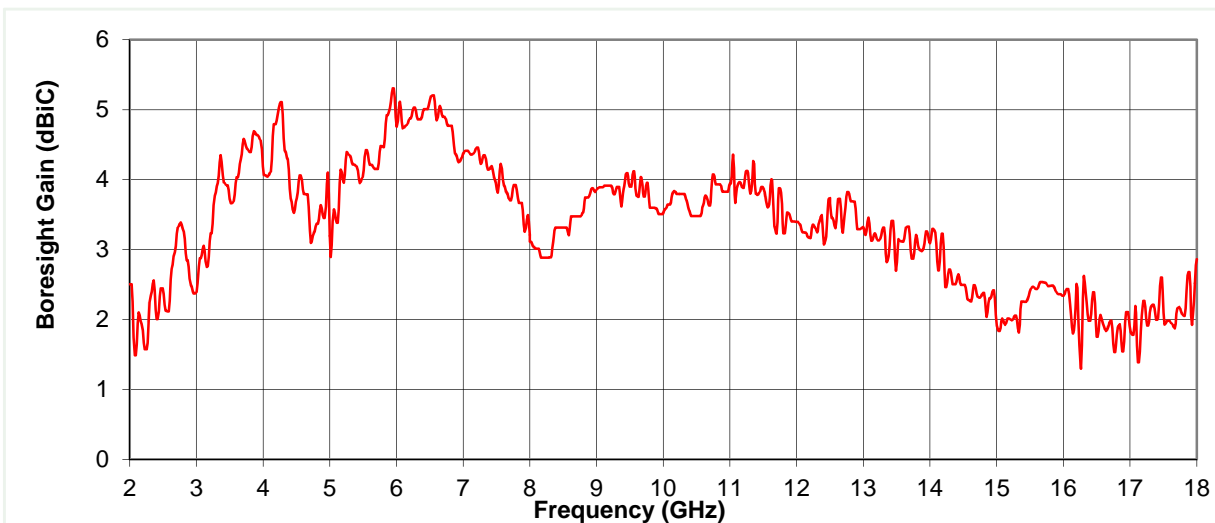


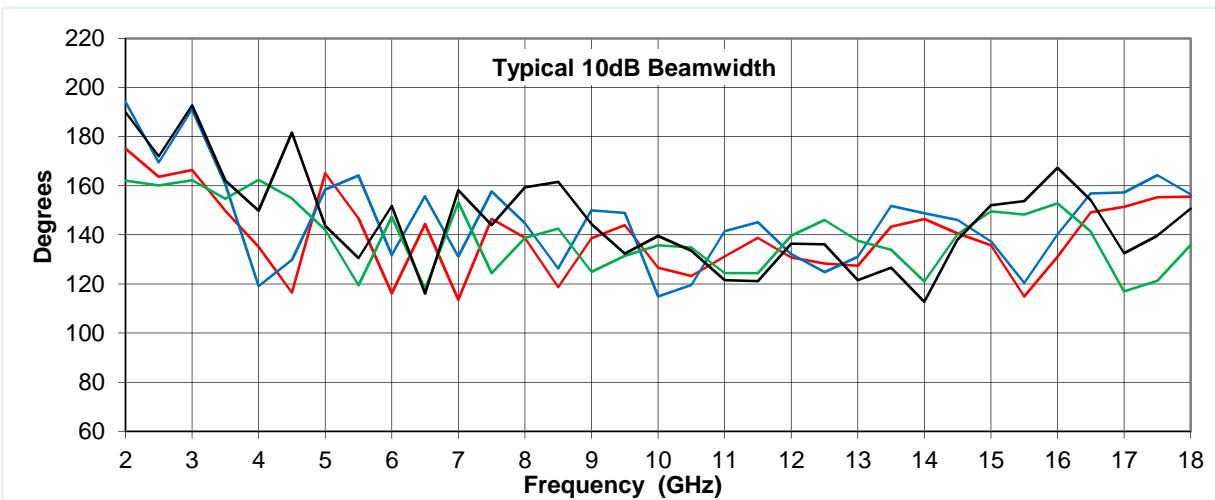
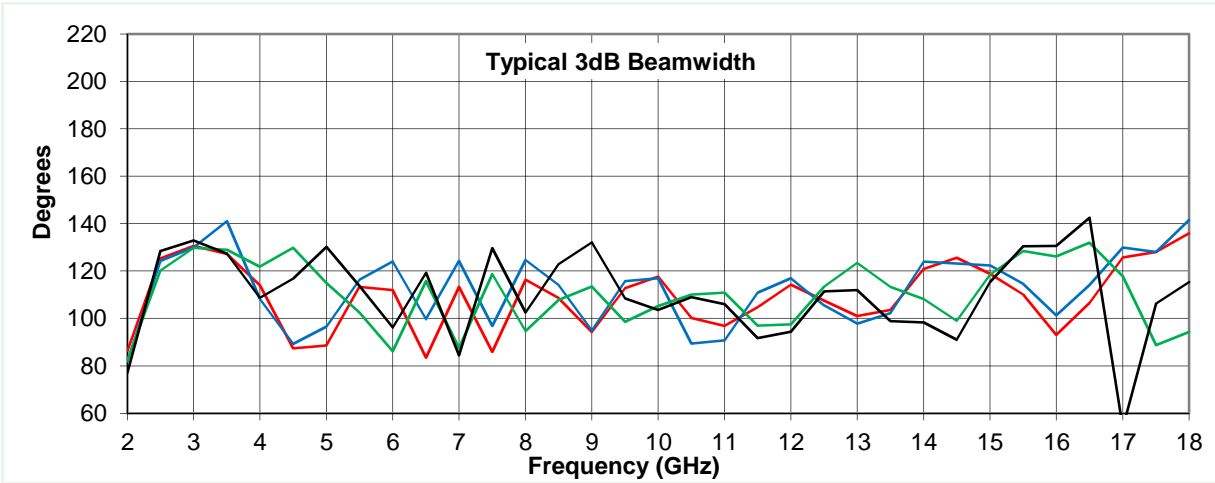
Typical Specification

Frequency	2 to 18 GHz
Connector type	SMA jack
Power Handling	1 watt c.w.
VSWR	Typically < 2.5:1, 3:1 maximum
Gain	1.3 to 5.3 dBiC
Axial Ratio	< 1.8 dB typical, 5 dB maximum
3dB Beamwidth	54 to 142 degrees
10dB Beamwidth	113 to 194 degrees
Weight	126 g nominal
Maximum size	Diameter 78 mm, 45 mm long
Mounting	3 holes, 38.1 mm Pitch Circle Diameter tapped M3 x 6 mm deep, 120 degree spacing
Construction	Aluminium and engineering plastics

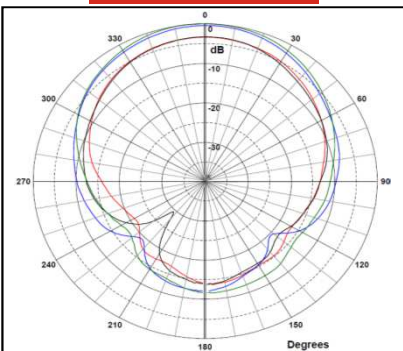
Typical Antenna Gain / Axial Ratio

This is calculated by reference to standard gain horn antennas, and cross checked with reference to the antenna beamwidth, with an estimated error of +/- 0.8dB.

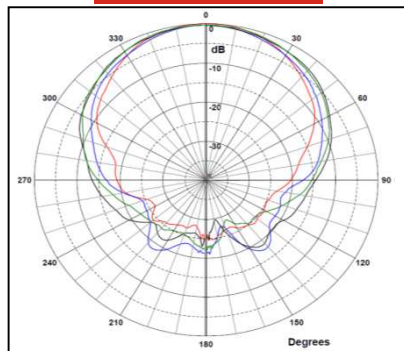




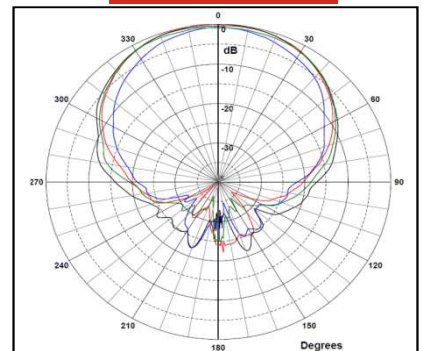
2 GHz



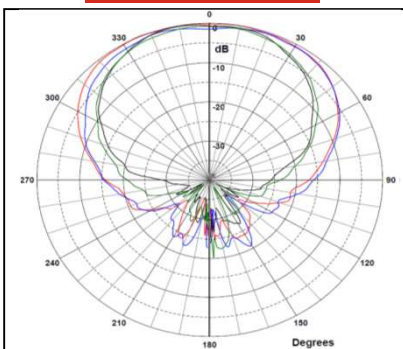
6 GHz



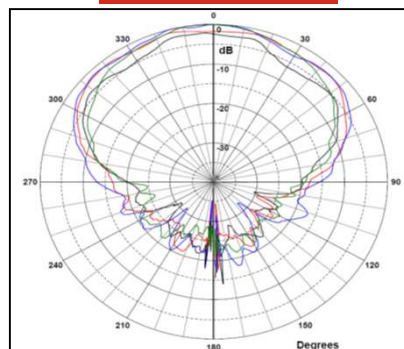
10 GHz



14 GHz



18 GHz



Key to patterns & beamwidth

Colour	Source Polarisation	Connector
Red	Vertical	down
Blue	Horizontal	down
Black	Horizontal	to side
Green	Vertical	to side