

## Dual Linearly Polarised Sinuous Antenna

### 0.7 to 4 GHz

Catalogue number: **QSI-DL-0.7-4-S-SG**

Q-par ref: **QMS-00040**

Contents: **Summary**  
**Typical Antenna Gain**  
**Typical Beamwidth / Patterns**  
**VSWR**  
**Isolation between ports**



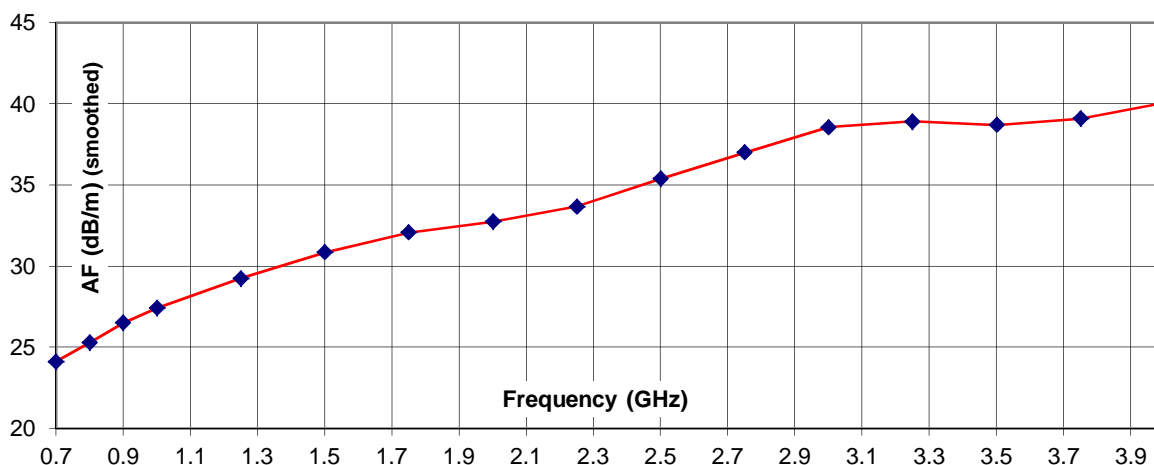
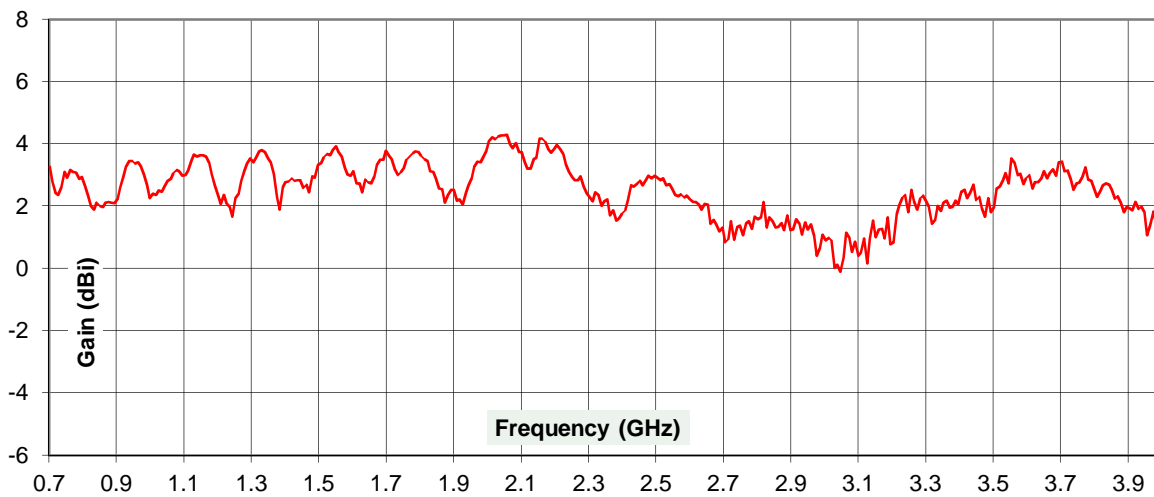
Test Report

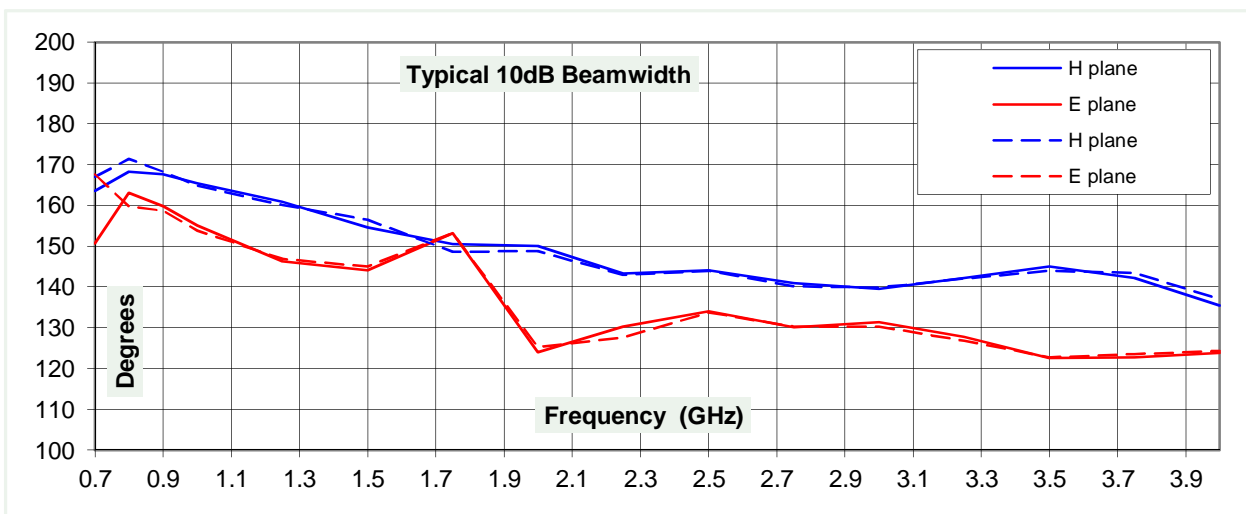
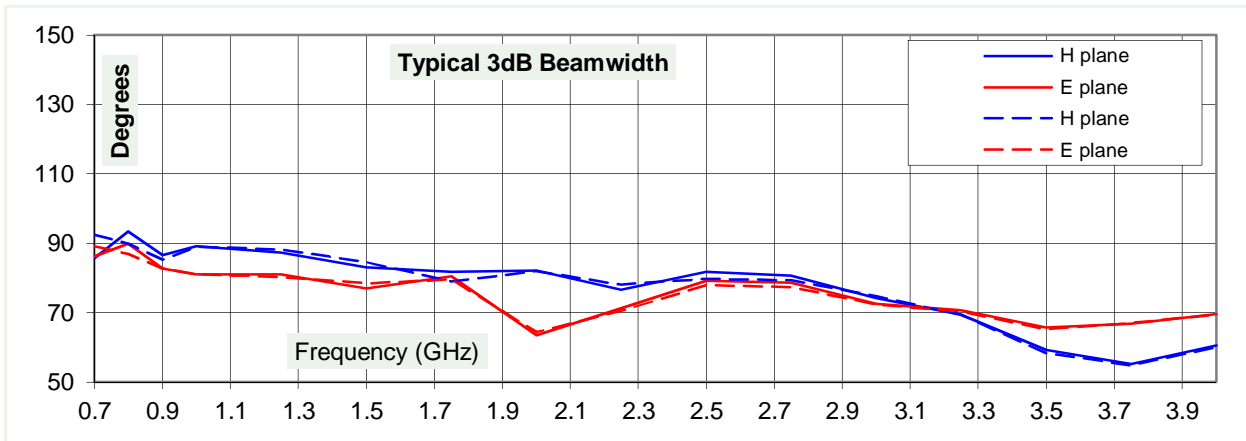
### Typical Specification

<b>Frequency</b>	0.7 to 4 GHz
<b>Connector type</b>	2 x SMA type jack
<b>Power Handling</b>	10 Watt c.w.
<b>VSWR</b>	typically < 2.6:1
<b>Isolation</b>	> 34 dB between connectors
<b>Gain</b>	0 to 4.1 dBi
<b>3dB Beamwidth</b>	55 to 94 degrees
<b>10dB Beamwidth</b>	123 to 171 degrees
<b>Weight</b>	0.95 kg
<b>Size- max.</b>	152 mm aperture x 109 mm long
<b>Mounting</b>	6 holes, tapped M5 x 7 mm deep, 137 mm p.c.d.
<b>Construction</b>	Aluminium and Engineering Plastics

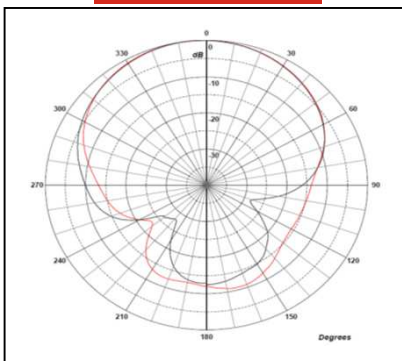
### Typical Antenna Gain / Factor

This is calculated by reference to standard gain horn antennas, and cross checked with reference to the antenna beamwidth, with an estimated error of +/- 0.8dB.

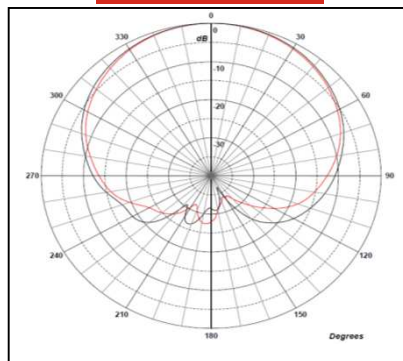




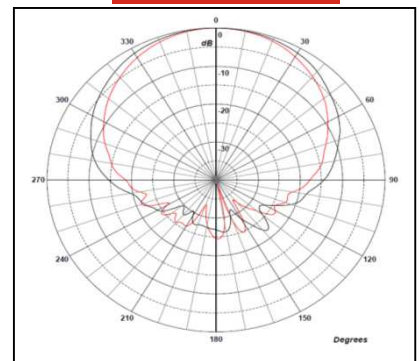
0.7 GHz



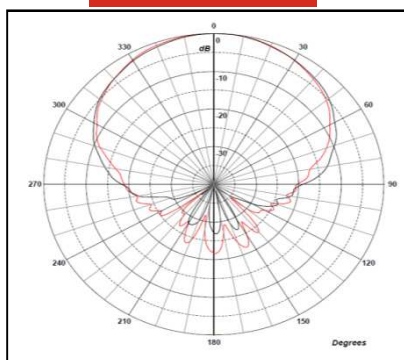
1 GHz



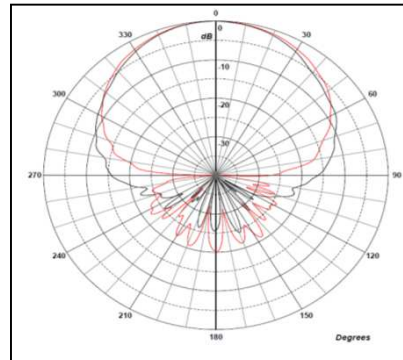
2 GHz



3 GHz



4 GHz



\* patterns measured with no ground plane, Red trace = E-plane, Black trace = H-plane cut