

Standard Gain Horn Antenna

50 to 75 GHz

WG25 R620 WR15

Catalogue number: **QSH-SL-50-75-V-20**

Q-par reference: **QMS-00247**

Contents: **Summary**
Typical Gain / Antenna Factor
Typical Beamwidth / Patterns
VSWR



Note that the connector upper frequency suggested limit is 65 GHz

Test Report

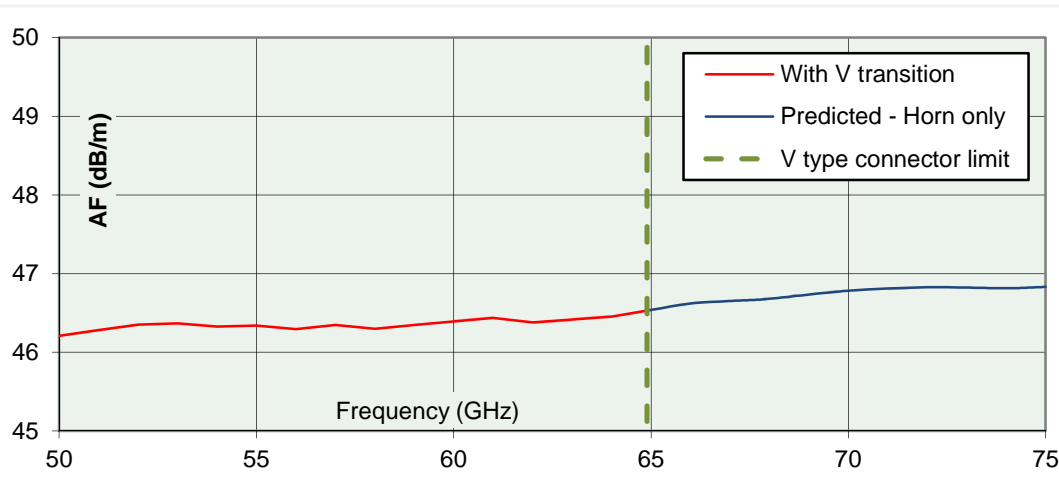
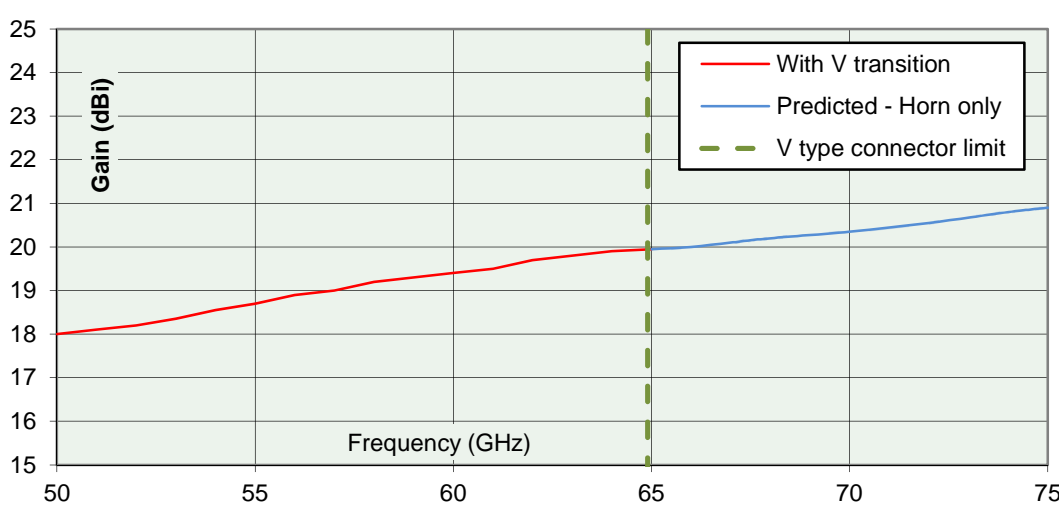
Typical Specification

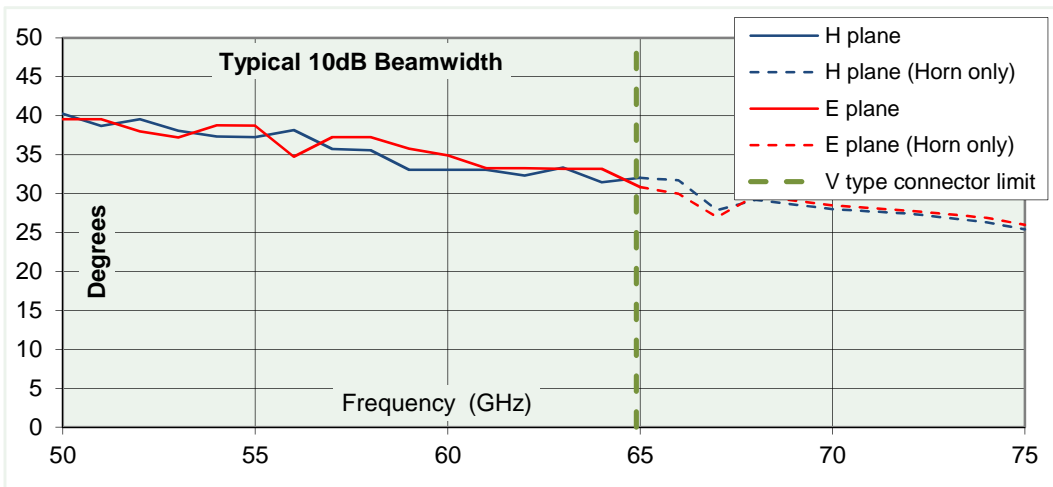
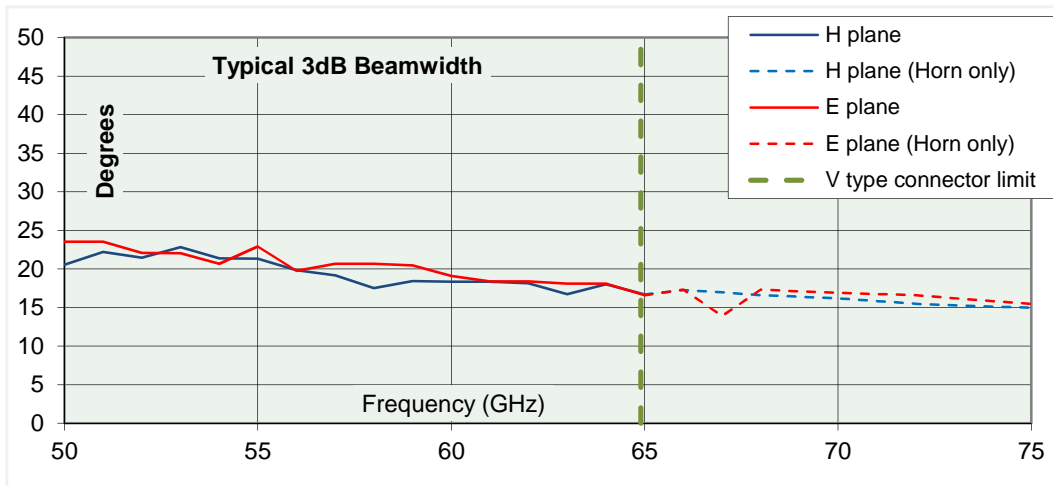
Frequency	50 to 75 GHz
Connector type	V type jack (1.85 mm)
Power Handling	5 Watt c.w.
VSWR	Typically < 1.6:1
Gain	18 to 20.9 dBi
Antenna Factor	46.2 to 46.8 dB/m
3dB Beamwidth	14 to 24 degrees
10dB Beamwidth	25 to 40 degrees
Weight	100 g nominal
Size- max.	21.2 x 15 mm external aperture, 84 mm long.
Mounting	Rear mounting plate 50 mm x 50 mm with 4 holes, diameter 4.1 mm, on 38 mm centres
Construction	Gold plated electroformed copper horn. Aluminium transition, painted. Anodised aluminium mounting plate.

Note *V type connetor limits performance to 65 GHz*

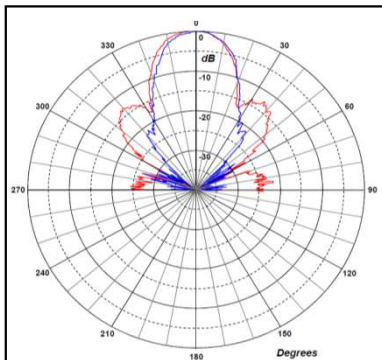
Typical Antenna Gain / Factor

This is calculated by reference to standard gain horn antennas, and cross checked with reference to the antenna beamwidth, with an estimated error of +/- 0.8dB.

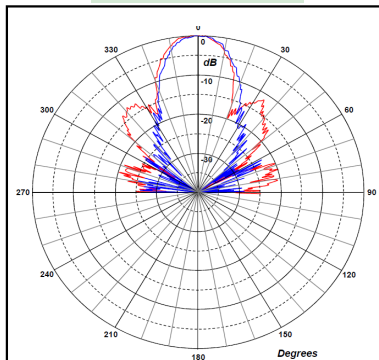




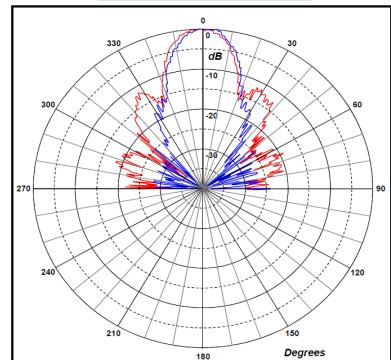
50 GHz



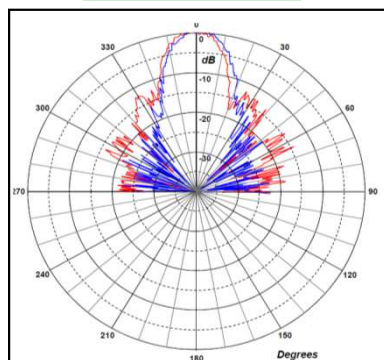
55 GHz



60 GHz



65 GHz



* Red trace = E-plane, Blue trace = H-plane cut