


# 12 - 18 GHz Linearly Polarised 20 dBi Horn Antenna fitted with an SMA type Connector

Catalogue number **QSH-SL-12-18-S-20**

Q-par reference **QMS-00211**

Contents **Summary**  
**Typical Gain / Antenna Factor**  
**Typical Beamwidth / Patterns**  
**VSWR**



Typical photograph. Finish according to customer specifications.

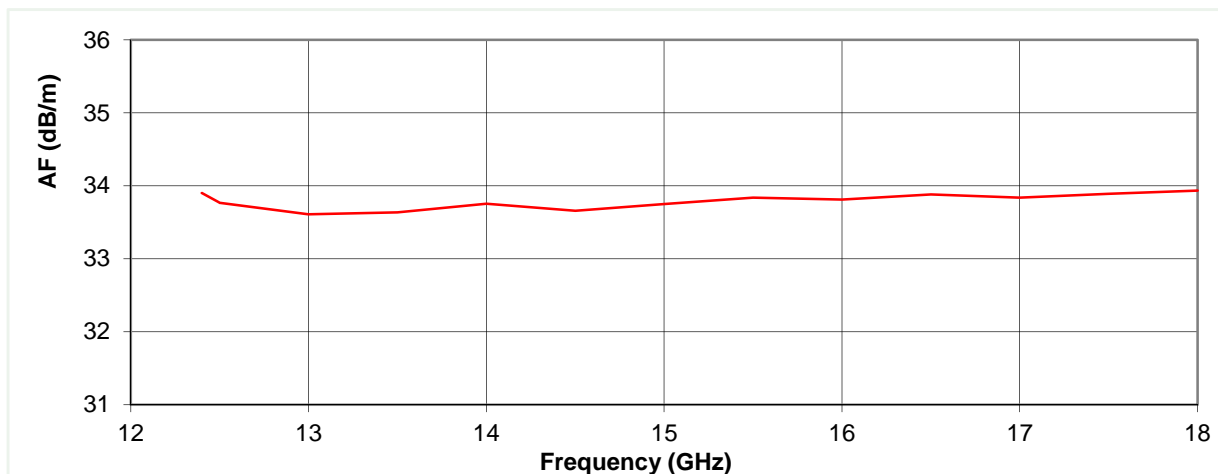
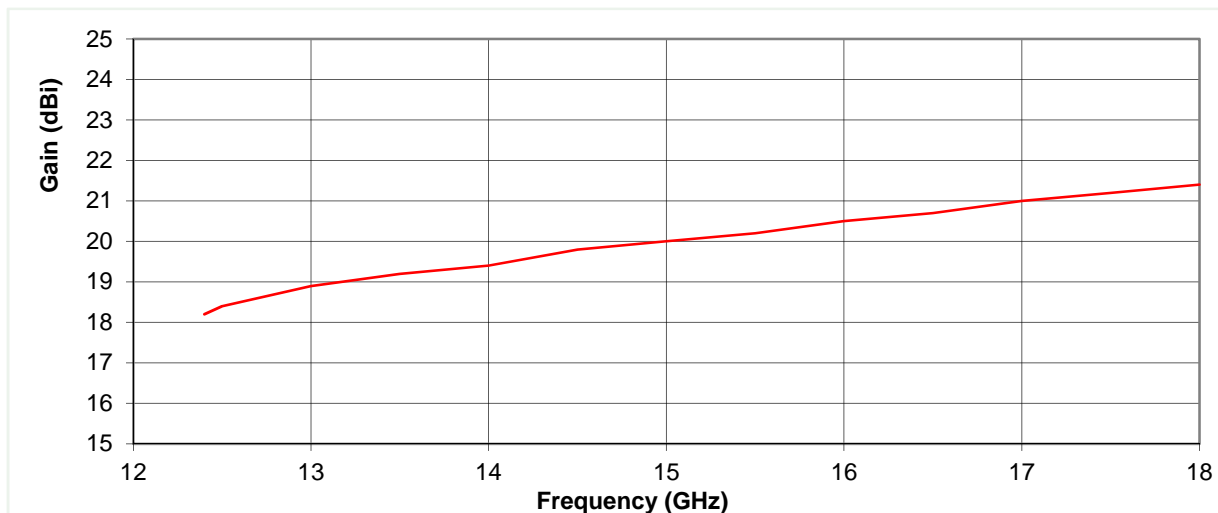


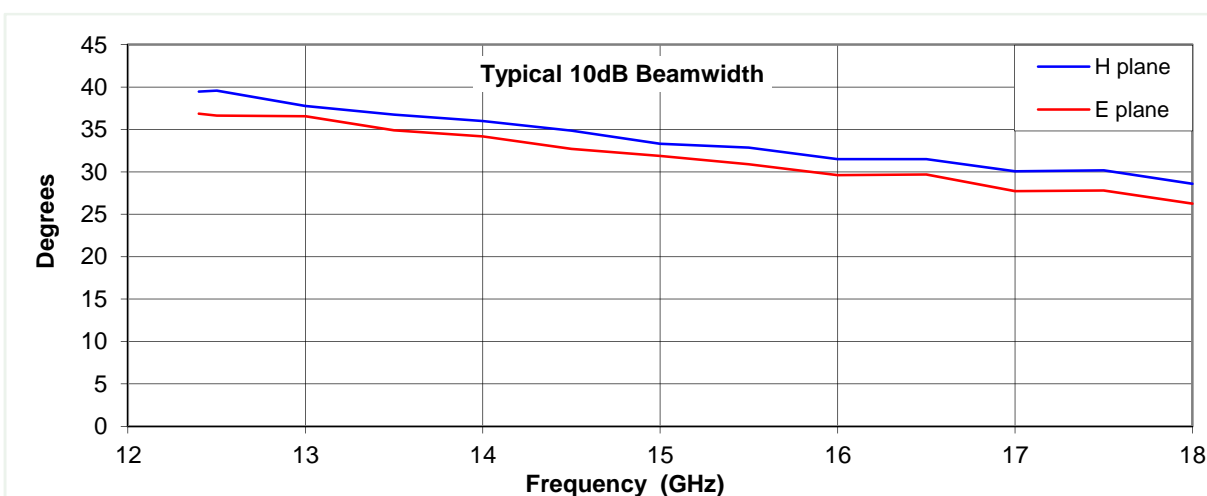
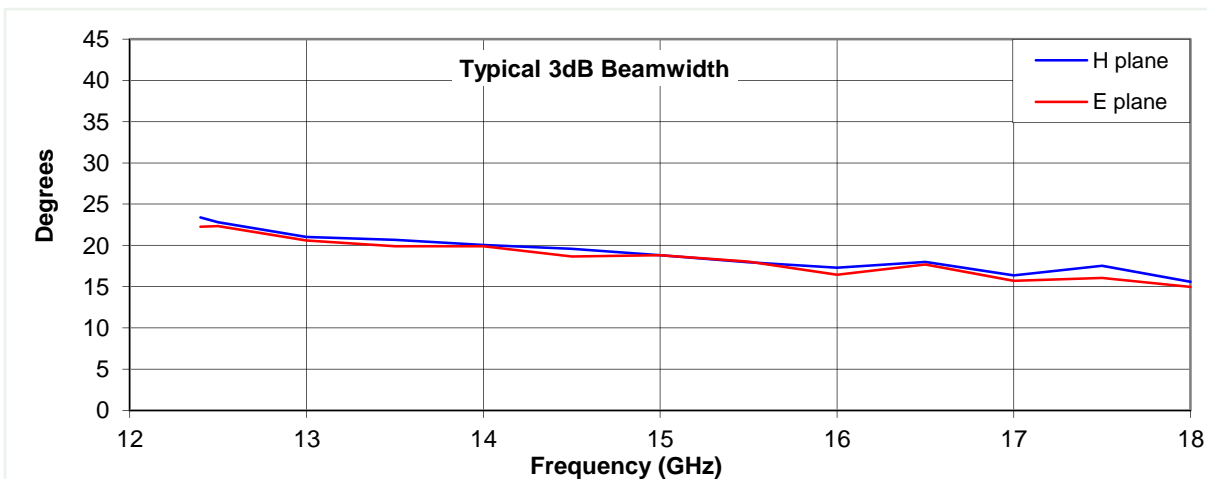
## Typical Specification

<b>Frequency</b>	12.4 to 18 GHz
<b>Connector Type</b>	SMA type jack
<b>Power Handling</b>	40 Watt c.w.
<b>VSWR</b>	Typically < 1.4:1
<b>Gain</b>	18.2 to 21.4 dBi
<b>Antenna Factor</b>	33.6 to 33.9 dB/m
<b>3dB Beamwidth</b>	15 to 23 degrees
<b>10dB Beamwidth</b>	26 to 40 degrees
<b>Weight</b>	520 g nominal
<b>Maximum Size</b>	77 x 58 mm aperture x 178 mm long
<b>Mounting</b>	Mounting Plate 50 mm x 50 mm with 4 holes, diameter 4.1 mm, 38 mm centres.
<b>Construction</b>	Electroformed copper, brass, stainless steel, painted. Anodised aluminium mounting plate.

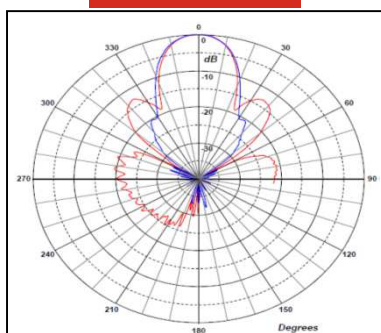
## Typical Antenna Gain / Factor

This is calculated by reference to standard gain horn antennas, and cross checked with reference to the antenna beamwidth, with an estimated error of +/- 0.8dB.

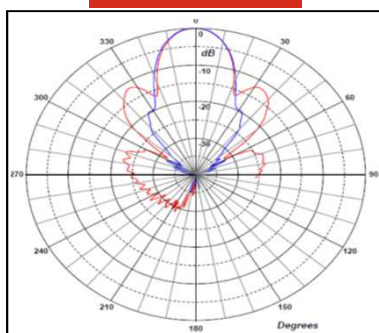




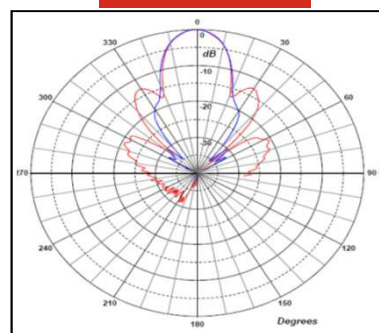
12.4 GHz



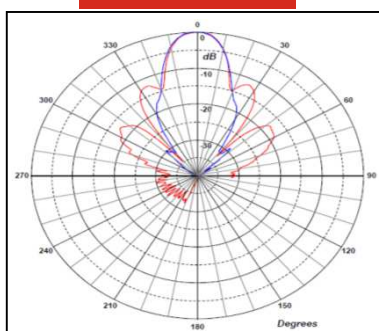
13.5 GHz



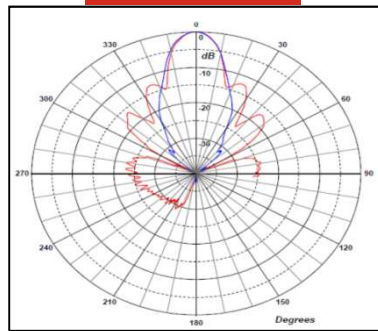
15 GHz



16.5 GHz



18 GHz



Red trace = E-plane, Blue trace = H-plane cut

